

INDEX

Sr. No.	Description	Page No.
1	Expenditure incurred on Infrastructure excluding Salary (2014-15)	2
2	Expenditure incurred on Infrastructure excluding Salary (2015-16)	5
3	Expenditure incurred on Infrastructure excluding Salary (2016-17)	8
4	Expenditure incurred on Infrastructure excluding Salary (2017-18)	11
5	Expenditure incurred on Infrastructure excluding Salary (2018-19)	14

MIT | **Arts, Commerce & Science College**

Maharashtra Academy of Engineering and Educational Research's

MIT Arts, Commerce and Science College, Alandi (D),

Pune – 412105

Expenditure incurred on Infrastructure excluding Salary

(2014-15)

4.1.4.

2014-15

SCHEDULE NO. 4

IMMOVABLE PROPERTIES

Sr. No.	Particulars	Cost Price RS	Additions during the year RS	Total RS	W D V as on 31.3.2014 RS	Depreciation during the year 10% RS	W D V as on 31.3.2015 RS
1	Land	26,280,000.00	0.00	26,280,000.00	26,280,000.00	0.00	26,280,000.00
2	College building wip	2,708,165.00	9,154,376.00 ✓	11,862,541.00	1,439,231.00	0.00	10,593,607.00
Total		28,988,165.00	9,154,376.00	38,142,541.00	27,719,231.00	0.00	36,873,607.00



Utilised = 92.67


Principal

MIT Arts, Commerce & Science College
Alandi, Pune - 412 105.

2014-15

SCHEDULE NO. 6


FURNITURE, FIXTURES AND OTHER ASSETS

Sr. No.	Particulars	Cost Price	Additions during the year	Deletions / trfs during the year	Total	W D V as on 31.3.2014	WDV transferred	Depreciation during the year 15%	W D V as on 31.3.2015
		RS	RS	RS	RS	RS	RS	RS	RS
1	Furniture & fixtures	1,816,008.15	113,496.00	0.00	1,929,504.15	904,726.00	0.00	152,733.00	865,489.00
2	Library books								
a	BBA	234,687.00	0.00	0.00	234,687.00	107,678.00	0.00	16,152.00	91,526.00
b	BCA	419,802.00	0.00	0.00	419,802.00	175,588.00	0.00	26,338.00	149,250.00
c	BCS	471,883.00	31,732.00	0.00	503,615.00	236,245.00	0.00	40,197.00	227,780.00
d	MCA	295,615.00	0.00	0.00	295,615.00	165,286.00	0.00	24,793.00	140,493.00
e	M Sc	238,931.00	10,791.00	0.00	249,722.00	136,622.00	0.00	22,112.00	125,301.00
f	Reference	108,690.00	0.00	0.00	108,690.00	43,676.00	0.00	6,551.00	37,125.00
g	Journals	89,225.00	23,586.00	0.00	112,811.00	60,244.00	0.00	12,574.00	71,256.00
h	Library books	43,726.00	0.00	0.00	43,726.00	25,123.00	0.00	3,768.00	21,355.00
i	B Com	70,153.00	7,004.00	0.00	77,157.00	56,912.00	0.00	9,587.00	54,329.00
j	BA	6,065.00	14,187.00	0.00	20,252.00	5,155.00	0.00	2,901.00	16,441.00
3	Equipments								
a	Computer	5,903,284.00	2,467,742.00	0.00	8,371,026.00	3,117,593.00	0.00	837,800.00	4,747,535.00
b	Hostel	58,406.00	0.00	0.00	58,406.00	25,233.00	0.00	3,785.00	21,448.00
c	B Sc Computer	311,515.00	599,007.00	0.00	910,522.00	170,179.00	0.00	115,378.00	653,808.00
d	Electronics	378,791.00	311,281.00	0.00	690,072.00	211,472.00	0.00	78,413.00	444,340.00
e	Office	135,732.00	171,891.00	0.00	307,623.00	97,010.00	0.00	40,335.00	228,566.00
f	Software	100,368.00	0.00	0.00	100,368.00	61,639.00	0.00	9,246.00	52,393.00
g	Library	2,100.00	0.00	0.00	2,100.00	1,785.00	0.00	268.00	1,517.00
	TOTAL	10,684,981.15	3,750,717.00	0.00	14,435,698.15	5,632,166.00	0.00	1,402,931.00	7,943,952.00

Principal

MIT Arts, Commerce & Science College
Alandi, Pune - 412 105.

Infra.



MIT | **Arts, Commerce & Science College**

Maharashtra Academy of Engineering and Educational Research's

MIT Arts, Commerce and Science College, Alandi (D),

Pune – 412105

Expenditure incurred on Infrastructure excluding Salary

(2015-16)

4-1-4.

2015-16

SCHEDULE NO. 4

IMMOVABLE PROPERTIES

Sr. No.	Particulars	Cost Price RS	Additions during the year		Total RS	W D V as on 31.3.2015 RS	Depreciation during the year 10% RS	W D V as on 31.3.2016 RS
			01.04.2015 to 30.09.2015 RS	01.10.2015 to 31.03.2016 RS				
1	Land	2,62,80,000.00	0.00	0.00	2,62,80,000.00	2,62,80,000.00	0.00	2,62,80,000.00
2	College building (MAE campus)	27,08,165.00	0.00	0.00	27,08,165.00	14,39,231.00	1,43,923.00	12,95,308.00
3	College building (WIP)	91,54,376.00	41,577.00	7,06,68,431.00	7,98,64,384.00	91,54,376.00	0.00	7,98,64,384.00
Total		3,81,42,541.00	41,577.00	7,06,68,431.00	10,88,52,549.00	3,68,73,607.00	1,43,923.00	10,74,39,692.00

AKP@321

Utilised = 707.49

charged
before working college Bldg.



Principal
MIT Arts, Commerce & Science College
Alandi, Pune - 412 105.

2015-16

SCHEDULE NO. 6

FURNITURE, FIXTURES AND OTHER ASSETS

Sr. No.	Particulars	Cost Price RS	Additions during the year		Total RS	W D V as on 31.3.2015 RS	Rate of depre %	Depreciation RS	W D V as on 31.3.2016 RS
			01.04.2015 to 30.09.2015 RS	01.10.2015 to 31.03.2016 RS					
1	Furniture & fixtures	19,29,504.15	39,612.00	0.00	19,69,116.15	8,65,489.00	10%	90,510.00	8,14,591.00
2	Library books								
a	BBA	2,34,867.00	0.00	0.00	2,34,867.00	91,526.00	60%	54,916.00	36,510.00
b	BCA	4,19,802.00	0.00	0.00	4,19,802.00	1,49,259.00	60%	69,550.00	59,700.00
c	BCS	5,03,615.00	0.00	0.00	5,03,615.00	2,27,780.00	60%	1,36,668.00	91,112.00
d	MCA	2,95,615.00	0.00	0.00	2,95,615.00	1,40,493.00	60%	84,296.00	56,197.00
e	M Sc	2,49,722.00	0.00	0.00	2,49,722.00	1,25,301.00	60%	75,181.00	50,120.00
f	Reference	1,08,690.00	0.00	0.00	1,08,690.00	37,125.00	60%	22,275.00	14,850.00
g	Journals	1,12,811.00	0.00	0.00	1,12,811.00	71,256.00	60%	42,754.00	28,502.00
h	Library books	43,726.00	0.00	0.00	43,726.00	21,355.00	60%	12,813.00	8,542.00
i	B Com	77,157.00	0.00	0.00	77,157.00	54,329.00	60%	32,597.00	21,732.00
j	BA	20,252.00	0.00	0.00	20,252.00	16,441.00	60%	9,865.00	6,576.00
3	Equipments								
a	Computer	83,71,026.00	16,32,755.00	0.00	1,00,03,781.00	47,47,535.00	60%	38,28,174.00	25,52,116.00
b	Hostel	58,406.00	0.00	0.00	58,406.00	21,448.00	15%	3,217.00	18,231.00
c	B Sc Computer	9,10,522.00	0.00	0.00	9,10,522.00	6,53,808.00	60%	3,92,285.00	2,61,523.00
d	Electronics	6,90,072.00	0.00	34,800.00	7,24,872.00	4,44,340.00	15%	69,261.00	4,09,879.00
e	Office	3,07,623.00	17,438.00	1,25,000.00	4,50,061.00	2,28,566.00	15%	46,276.00	3,74,728.00
f	Software	1,00,368.00	1,79,000.00	0.00	2,79,368.00	52,393.00	60%	1,38,836.00	32,437.00
g	Library	2,100.00	0.00	0.00	2,100.00	1,517.00	15%	1,517.00	600

Principal
MIT Arts, Commerce & Science College
Alandi, Pune - 412 105.



MIT | Arts, Commerce & Science College

Maharashtra Academy of Engineering and Educational Research's

MIT Arts, Commerce and Science College, Alandi (D),

Pune – 412105

Expenditure incurred on Infrastructure excluding Salary

(2016-17)

4.1.4.

2016-17

SCHEDULE NO. 4

IMMOVABLE PROPERTIES

Sr. No.	Particulars	Cost Price	Additions during the year	Total	W D V as on 31.3.2016	Total	Depreciation during the year 10%	W D V as on 31.3.2017
		RS	RS	RS	RS	RS	RS	RS
1	Land	26,280,000.00	0.00	26,280,000.00	26,280,000.00		0.00	26,280,000.00
2	College building (MAE Campus)	2,708,165.00		2,708,165.00	1,295,308.00	1,295,308.00	129,530.80	1,165,777.20
3	College building (Capital WIP)*	79,864,384.00	105,326,399.00	185,190,783.00	79,864,384.00	185,190,783.00	0.00	185,190,783.00
Total		108,852,549.00	105,326,399.00	214,178,948.00	107,439,692.00	186,486,091.00	129,530.80	212,636,560.20

*Construction is in process hence depreciation is not considered on the same.

Utilized Total Rs. 1056.43


Principal
MIT Arts, Commerce & Science College
Alandi, Pune - 412 105.



2016-17 SCHEDULE NO. 6

FURNITURE, FIXTURES AND OTHER ASSETS

Sr. No.	Particulars	Cost Price	Additions Upto 30th Sep	Additions After 30th Sep	Deletions / trfs during the year	Total	W D V as on 31.3.2016	Depreciation for year	Rate of Dep	W D V as on 31.3.2017
		RS	RS	RS	RS	RS	RS	RS		RS
1	Furniture & fixtures	1,969,116.15	117,497.00	200,000.00	0.00	2,286,613.15	814,591.00	103,209.00	10%	1,028,879.00
2	Library books									
a	BBA	234,687.00			0.00	234,687.00	36,610.00	21,966.00	60%	14,644.00
b	BCA	419,802.00			0.00	419,802.00	59,700.00	35,820.00	60%	23,880.00
c	BCS	503,615.00			0.00	503,615.00	91,112.00	54,668.00	60%	36,444.00
d	MCA	295,615.00			0.00	295,615.00	56,197.00	33,719.00	60%	22,478.00
e	M Sc	249,722.00			0.00	249,722.00	50,120.00	30,072.00	60%	20,048.00
f	Reference	108,690.00			0.00	108,690.00	14,850.00	8,910.00	60%	5,940.00
g	Journals	112,811.00			0.00	112,811.00	28,502.00	17,102.00	60%	11,400.00
h	Library books	43,726.00		364,217.00	0.00	407,943.00	8,542.00	114,391.00	60%	258,368.00
i	B Com	77,157.00			0.00	77,157.00	21,732.00	13,040.00	60%	8,692.00
j	BA	20,252.00			0.00	20,252.00	6,576.00	3,946.00	60%	2,630.00
k	BBA-IB	0.00			0.00	0.00	0.00	0.00	60%	0.00
3	Equipments									
a	Computer	10,003,781.00		1,770,000.00	0.00	11,773,781.00	2,552,116.00	2,062,270.00	60%	2,259,846.00
b	Hostel	58,406.00			0.00	58,406.00	18,231.00	2,735.00	15%	15,496.00
c	B Sc Computer	910,522.00			0.00	910,522.00	261,523.00	156,914.00	60%	104,609.00
d	Electronics	724,872.00			0.00	724,872.00	409,879.00	61,482.00	15%	348,397.00
e	Office	450,061.00			0.00	450,061.00	324,728.00	48,710.00	15%	276,018.00
f	Software	279,368.00			0.00	279,368.00	92,557.00	55,535.00	60%	37,022.00
g	Library	2,100.00			0.00	2,100.00	0.00	0.00	15%	0.00
4	Plant & Machinery D	244,125.00			0.00	244,125.00	225,816.00	33,873.00	15%	191,943.00
5	vehicles		918,337.00	652,120.00	0.00	1,570,457.00	0.00	186,660.00	15%	1,383,797.00
	TOTAL	16,708,428.15	1,035,834.00	2,986,337.00	0.00	20,730,599.15	5,073,382.00	3,045,022.00		6,050,531.00

Principal
MIT Arts, Commerce & Science College
Alandi, Pune - 412 105.



MIT | Arts, Commerce & Science College

Maharashtra Academy of Engineering and Educational Research's

**MIT Arts, Commerce and Science College, Alandi (D),
Pune – 412105**

Expenditure incurred on Infrastructure excluding Salary

(2017-18)

4.1.4.


2017-18

SCHEDULE NO. 6
IMMOVABLE PROPERTIES

Sr. No.	Particulars	Cost Price RS	Additions RS	Total RS	W D V as on 31.3.2017 RS	Depreciation during the year 10% RS	Rate of Depre %	W D V as on 31.3.2018 RS
1	Land	26,280,000.00	0.00	26,280,000.00	26,280,000.00			26,280,000.00
2	New College building	185,190,783.00	23,125,355.16	208,316,138.16	185,190,783.00		0.00	208,316,138.16
	Total	211,470,783.00	23,125,355.16	234,596,138.16	0.00	211,470,783.00	0.00	234,596,138.16




Utilized total - Rs. 368.67


Principal

MIT Arts, Commerce & Science College
Alandi, Pune - 412 105.

SCHEDULE NO. 4
FURNITURE, FIXTURES AND OTHER ASSETS

Sr. No.	Particulars	Cost Price	Additions Upto 30th Sep	Additions After 30th Sep	Deletions / trfs during the year	Total	W D V as on 31.3.2017	Depreciation for year	Rate of Dep	W D V as on 31.3.2018
		RS	RS	RS	RS	RS	RS	RS		RS
1	Furniture & fixtures	2,286,613.15	7,311,858.00	6,430,042.27	0.00	16,028,513.42	1,028,879.00	1,155,576.00	10%	13,615,203.27
2	Library books									
a	BBA	234,687.00		65,296.56	0.00	299,983.56	14,644.00	18,917.00	40%	61,023.56
b	BCA	419,802.00			0.00	419,802.00	23,880.00	9,552.00	40%	14,328.00
c	BCS	503,615.00		97,276.82	0.00	600,891.82	36,444.00	34,033.00	40%	99,687.82
d	MCA	295,615.00			0.00	295,615.00	22,478.00	8,992.00	40%	13,486.00
e	M Sc	249,722.00		9,237.00	0.00	258,959.00	20,048.00	9,867.00	40%	19,418.00
f	Reference	108,690.00			0.00	108,690.00	5,940.00	2,376.00	40%	3,564.00
g	Journals	112,811.00	152,612.00		54,664.00	210,759.00	11,400.00	65,605.00	40%	43,743.00
h	Library books	407,943.00	12,735.00	9,459.00	0.00	430,137.00	258,368.00	110,333.00	40%	170,229.00
i	B Com	77,157.00			0.00	77,157.00	8,692.00	3,477.00	40%	5,215.00
j	BA	20,252.00		11,885.06	0.00	32,137.06	2,630.00	3,430.00	40%	11,085.06
k	BBA-IB	0.00			0.00	0.00	0.00	0.00	40%	0.00
3	Equipments			0.00						
a	Computer	11,773,781.00		2,559,492.00	0.00	14,333,273.00	2,259,846.00	1,415,837.00	40%	3,403,501.00
b	Hostel	58,406.00			0.00	58,406.00	15,496.00	2,325.00	15%	13,171.00
c	B Sc Computer	910,522.00			0.00	910,522.00	104,609.00	41,844.00	40%	62,765.00
d	Electronics	724,872.00			0.00	724,872.00	348,397.00	52,260.00	15%	296,137.00
e	Office	450,061.00		9,945.00	0.00	460,006.00	276,018.00	42,149.00	15%	243,814.00
f	Software	279,368.00	151,000.00		0.00	430,368.00	37,022.00	75,209.00	40%	112,813.00
g	Library	2,100.00			0.00	2,100.00	0.00	0.00	15%	0.00
h	B Sc	0.00		189,143.33	0.00	189,143.33	0.00	14,186.00	15%	174,957.33
i	Canteen	0.00		305,737.00	0.00	305,737.00	0.00	22,931.00	15%	282,806.00
4	Plant & Machinery DG. Set.	244,125.00			0.00	244,125.00	191,943.00	28,792.00	15%	163,151.00
5	Vehicles	1,570,457.00			0.00	1,570,457.00	1,383,797.00	207,570.00	15%	1,176,227.00
	TOTAL	20,730,599.15	7,628,205.00	9,687,514.04	54,664.00	37,991,654.19	6,050,531.00	3,325,261.00		19,986,325.04


 Principal
 MIT Arts, Commerce & Science College
 Alandi, Pune - 412 105.



MIT | **Arts, Commerce & Science College**

Maharashtra Academy of Engineering and Educational Research's

**MIT Arts, Commerce and Science College, Alandi (D),
Pune – 412105**

Expenditure incurred on Infrastructure excluding Salary

(2018-19)

2018-19


4.1.4

SCHEDULE NO. 4
IMMOVABLE PROPERTIES

Sr. No.	Particulars	Cost Price	Additions	Total	W D V as on 31.3.2018	Depreciation during the year 10%	Rate of Depre %	W D V as on 31.3.2019
		RS	RS	RS	RS	RS		RS
1	Land	26,280,000.00	0.00	26,280,000.00	26,280,000.00			26,280,000.00
2	New College building C	208,316,138.16	17,124,590.95	225,440,729.11	208,316,138.16	0.00	0%	225,440,729.11
	Total	234,596,138.16	17,124,590.95	251,720,729.11	0.00	234,596,138.16	0.00	251,720,729.11

Utilised = 186-32




Principal
MIT Arts, Commerce & Science College
Alandi, Pune - 412 105.

SCHEDULE NO. 6
FURNITURE, FIXTURES AND OTHER ASSETS

Sr. No.	Particulars	Cost Price	Additions Upto 30th Sep	Additions After 30th Sep	Deletions / trfs during the year	Total	W D V as on 31.3.2018	Depreciation for year	Rate of Dep	W D V as on 31.3.2019
		RS	RS	RS	RS	RS	RS	RS		RS
1	Furniture & fixtures	16,028,513.42	997,117.00	510,247.23	0.00	17,535,877.65	13,615,203.27	1,486,745.00	10%	13,635,822.50
2	Library books									
a	BBA	299,983.56	2,372.00	1,200.00	0.00	303,555.56	61,023.56	25,599.00	40%	38,996.56
b	BCA - BBA CA	419,802.00	2,680.00		0.00	422,482.00	14,328.00	6,804.00	40%	10,204.00
c	BCS	600,891.82	9,649.00		0.00	610,540.82	99,687.82	43,735.00	40%	65,601.82
d	MCA	295,615.00			0.00	295,615.00	13,486.00	5,395.00	40%	8,091.00
e	M Sc	258,959.00	212,575.70	17,809.00	0.00	489,343.70	19,418.00	96,360.00	40%	153,442.70
f	Reference	108,690.00			0.00	108,690.00	3,564.00	1,426.00	40%	2,138.00
g	Journals	210,759.00	224,888.00		0.00	435,647.00	43,743.00	107,453.00	40%	161,178.00
h	Library books	430,137.00	139,597.00	24,489.00	0.00	594,223.00	170,229.00	128,829.00	40%	205,486.00
i	B Com	77,157.00			0.00	77,157.00	5,215.00	2,086.00	40%	3,129.00
j	BA	32,137.00	4,044.00		0.00	36,181.00	11,085.06	6,052.00	40%	9,077.06
k	BBA-IB	0.00	11,179.00	799.00	0.00	11,978.00	0.00	4,632.00	40%	7,346.00
3	Equipments									
a	Computer	14,333,273.00	23,250.00	6,191.00	0.00	14,362,714.00	3,403,501.00	1,371,939.00	40%	2,061,003.00
b	Hostel	58,406.00			0.00	58,406.00	13,171.00	1,976.00	15%	11,195.00
c	B Sc Computer	910,522.00			0.00	910,522.00	62,765.00	25,106.00	40%	37,659.00
d	Electronics	724,872.00			0.00	724,872.00	296,137.00	44,421.00	15%	251,716.00
e	Office	460,006.00	137,348.14	678,781.20	0.00	1,276,135.34	243,814.00	108,083.00	15%	951,860.34
f	Software	430,368.00	180,200.00	50,000.00	75,000.00	585,568.00	112,813.00	127,206.00	40%	140,807.00
g	Library	2,100.00			0.00	2,100.00	0.00	0.00	15%	0.00
h	B Sc	189,143.33			0.00	189,143.33	174,957.33	26,244.00	15%	148,713.33
i	Canteen	305,737.00	70800		0.00	376,537.00	282,806.00	53,041.00	15%	300,565.00
j	Equipment Physics			122,606.90				0.00		122,606.90
4	Plant & Machinery D	244,125.00			0.00	244,125.00	163,151.00	24,473.00	15%	138,678.00
5	Vehicles	1,570,457.00			0.00	1,570,457.00	1,176,227.00	176,435.00	15%	999,792.00
	TOTAL	37,991,654.13	2,015,699.84	1,412,123.33	75,000.00	41,221,870.40	19,986,325.04	3,874,040.00		19,465,108.21



Principal
MIT Arts, Commerce & Science College
Alandi, Pune - 412 105.