



**Maharashtra Academy of Engineering and  
Educational Research's**

**MIT Arts, Commerce and Science College, Alandi  
(D) – 412 105.**

**Result Analysis of Programme SCI-UG 01, CMS-UG  
01, CMS-UG 02, CMS-UG 04, CMS-UG 03, ART-UG  
01, SCI-PG 01, CMS-PG 01**

**Academic Year-2014-15**

**MIT ARTS, COMMERCE AND SCIENCE COLLEGE, ALANDI (D)**

**RESULT ANALYSIS FOR THE ACADEMIC YEAR (2014-2015)**

**Third Year B.Sc. (Computer Science) SEM IV - APR 2015**

**Analysis:**

% of students passed with A.T.K.T.	:	-
Total Number of students appeared	:	122
Total Number of students passed (All clear)	:	65
All clear % of students	:	54.16%
Pune University Result (All Clear %)	:	-

**College Topper**

1. Ashutosh Aricum (1492/1900)	:	79.42%
2. Naidu Akhil (1427/1900)	:	75.10%
3. Sudha Kadam (1406/1900)	:	74%

**Subject wise result analysis:**

SUBJECT	Number of students appeared	Number of student passed	Percentage
System Programming & Operating System II	120	100	83.33%
Theoretical Computer Science & Compiler Construction II	120	104	86.66%
Computer Networks II	120	115	95.83%
Web Development & PHP Programming II	120	109	90.83%
Java Programming II	120	87	72.5%
Business Application	120	87	72.5%
Lab Course I (Syspro & OS)	120	112	93.33%
Lab Course II (Java & PHP)	120	114	95%
Lab Course III(Project)	120	118	98.33%

**Subject Toppers:**

SUBJECT	Name of the student	Marks obtained (out of 50)
System Programming & Operating System II	Sayali Tapkir	42
Theoretical Computer Science & Compiler Construction II	Sudha Kadam	46
Computer Networks II	Ashutosh Aricum	46
Web Development & PHP Programming II	Snehal Chandgude	44
Java Programming II	Akhil Naidu Abhishek Parkhe	37
Business Application	Ashutosh Aricum	40
Lab Course I (Syspro & OS)	Vikas Sharma	99/100
Lab Course II(Java & PHP)	Mritunjay Vishwakarma	99/100
Lab Course III (Project)	Sudha Kadam	100/100

**Number of students passed in various grades:**

Distinction	First Class	Higher Second	Second Class	Pass Class
11	42	9	3	0

**Failure Analysis:**

No. of Students Failed in							
One	Two	Three	Four	Five	Six	Seven	All
22	4	9	3	2	1	3	1

**Previous record of passed (all clear) students for the Third Year B.Sc. (Computer Science)**

Academic Year	Percentage Result
2009-2010	NA
2010-2011	70.78%
2011-2012	48.54%
2012-2013	45.52%
2013-2014	67.91%
2014-2015	54.16%

*Rashmi*  
Mrs. Rashmi Lad  
HOD Computer Science



*[Signature]*  
Dr. B. B. Waphare  
Principal  
MIT ACSC, Alandi (D).

COPY TO IQAC

**RESULT ANALYSIS FOR THE ACADEMIC YEAR (2014-2015)**

**THIRD YEAR B.C.A.**

**SEMESTER - VI**

**Analysis:**

<b>% of students passed with A.T.K.T.</b>	<b>:</b>	<b>NA</b>
<b>Total Number of students appeared</b>	<b>:</b>	<b>39</b>
<b>Total Number of students passed (All clear)</b>	<b>:</b>	<b>26</b>
<b>All clear % of students</b>	<b>:</b>	<b>66.66%</b>

**College Topper**

<b>1. Somesh Bakre</b>	<b>:</b>	<b>(1814/2400)</b>	<b>75.58%</b>
<b>2. Roshan Upale</b>	<b>:</b>	<b>(1729/2400)</b>	<b>72.04%</b>
<b>3. Niket Gupta</b>	<b>:</b>	<b>(1728/2400)</b>	<b>72.00%</b>

**Subject wise result analysis:**

<b>SUBJECT</b>	<b>Number of students appeared</b>	<b>Number of students passed</b>	<b>Percentage %</b>
E-Commerce	39	38	97.43%
Multimedia System	39	39	100%
Introduction to Operating System	39	29	74.35%
Advanced JAVA	39	33	84.61%
Project	39	38	97.43%
CLPW	39	37	94.87%



**Number of students passed in various grades:**

Distinction	First Class	Higher Second	Second Class	Pass Class
1	12	5	6	2

**Subject Toppers:**

SUBJECT	Name of the student	Marks obtained
E-Commerce	Amit Kumar Jha	77
Multimedia System	Somesh Bakre	74
Introduction to Operating System	Somesh Bakre	58
Advanced JAVA	Somesh Bakre	75
Project	Sudhir Dhawle	95
CLPW	Somesh Bakre	92

**Failure Analysis:**


Number of students Failed in					
One	Two	Three	Four	Five	Six
6	7	0	0	0	0

**Previous record of passed (all clear) students for the Sixth Semester B.C.A.**

Academic year	Percentage Result
2013-2014	79.06%
2012-2013	61.22%
2011-2012	80.36%
2010-2011	92.41%
2009-2010	0.00%



**Prof. Akshada Kulkarni**  
HOD - Computer Application



**Dr. B. B. Waphare**  
Principal

Copy to IQAC



**MAEER's**  
**MIT Arts, Commerce and Science College, Alandi (D), Pune**

**Third Year - B. B. A.**

**RESULT ANALYSIS FOR THE ACADEMIC YEAR (2014 - 2015)**  
**SEMESTER - VI**

**Analysis:**

% of students passed with A.T.K.T.	:	NA
Total Number of students appeared	:	20
Total Number of students passed (All clear)	:	18
All clear % of students	:	90.00 %

**College Topper:**

1. DHOKLE POOJA	:	(1768 / 2400)	73.67 %
2. SATPUTE SNEHA	:	(1765 / 2400)	73.54 %
3. DUBEY TANMAY	:	(1652 / 2400)	68.83 %

**Subject wise result analysis:**

Subject	Number of students appeared	Number of students passed	Percentage %
BUSINESS PLANNING AND PROJECT MANAGEMENT	20	20	100
EVENT MANAGEMENT	20	18	90
MANAGEMENT CONTROL SYSTEM	20	20	100
E-COMMERCE	20	20	100
FINANCIAL SERVICES FIN - III	11	11	100
PROJECT / CASES IN FINANCE FIN - IV	11	11	100
LABOUR LAWS HRM - III	09	09	100
PROJECT / CASES IN HR HRM - IV	09	09	100

**Number of students passed in various grades:**

Distinction	First Class	Higher Second	Second Class	Pass Class
02	08	07	01	00



**Subject Toppers:**


Subject	Name of the student	Marks Obtained
BUSINESS PLANNING AND PROJECT MANAGEMENT	DHOKLE POOJA	82 / 100
EVENT MANAGEMENT	DHOKLE POOJA	78 / 100
MANAGEMENT CONTROL SYSTEM	DUBEY TANMAY	76 / 100
E-COMMERCE	BHONDVE AKSHAY	73 / 100
FINANCIAL SERVICES FIN - III	JADHAV AKSHADA GHARE SURAJ	67 / 100
PROJECT / CASES IN FINANCE FIN - IV	DHOKLE POOJA	91 / 100
ADVERTISING AND SALES PROMOTION - MKT III	SATPUTE SNEHA	77 / 100
PROJECT / CASES IN MKT MKT - IV	BHONDVE AKSHAY	87 / 100

**Failure Analysis:**

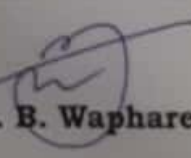
Number of students Failed in					
One	Two	Three	Four	Five	Six
02	00	00	00	00	00

**Previous record of passed (all clear) students for the Third Year B. B. A.**

Academic year	Result Percentage
2007 - 2008	NA
2008 - 2009	NA
2009 - 2010	NA
2010 - 2011	88.70%
2011 - 2012	87.79 %
2012 - 2013	92.31 %
2013 - 2014	86.67 %

  
Prof. Amol S. Mane  
HOD - BBA/BBM(IB)



  
Prof. Dr. B. B. Waphare  
Principal

Copy to IGAC



**MAEER's MIT Arts, Commerce and Science College, Alandi (D), Pune**

**Third Year B.Com.**

**RESULT ANALYSIS FOR THE ACADEMIC YEAR (2014-2015)**

**Analysis:**

% of students passed with A.T.K.T.	:	NA
Total Number of students appeared	:	37
Total Number of students passed (All clear)	:	16
All clear % of students	:	43.24 %

**College Toppers:**

1. NAMRATA SHIVALE	:	(938 / 1200)	78.16 %
2. POONAM POPALE	:	(811 / 1200)	67.58 %
3. SUKANYA RANI	:	(772 / 1200)	64.33 %

**Subject wise result analysis:**

SUBJECT	Number of students appeared	Number of student passed	Percentage %
BUSINESS REGULATORY FRAMEWORK (M.LAW)	37	30	81.08
ADVANCED ACCOUNTING	37	25	67.56
INTERNATIONAL ECONOMICS	37	27	72.97
AUDITING AND TAXATION	37	31	83.78
COST & WORKS ACCOUNTING – II	24	21	87.50
COST & WORKS ACCOUNTING – III	24	22	91.66
BANKING & FINANCE – II	13	13	100
BANKING & FINANCE – III	13	12	92.30

**Number of students passed in various grades:**

Distinction	First Class	Higher Second	Second Class	Pass Class
01	06	06	03	-





**Subject Toppers:**


SUBJECT	Name of the student	Marks obtained
BUSINESS REGULATORY FRAMEWORK (M.LAW)	NAMRATA SHIVALE	74
ADVANCED ACCOUNTING	SUKANYA RANI	67
INTERNATIONAL ECONOMICS	NAMRATA SHIVALE	84
AUDITING AND TAXATION	NAMRATA SHIVALE	75
COST & WORKS ACCOUNTING – II	MAYA DHAYARKAR	64
COST & WORKS ACCOUNTING – III	SUKANYA RANI, DIKSHA KADAM, MAYA DHAYARKAR	74
BANKING & FINANCE –II	NAMRATA SHIVALE	82
BANKING & FINANCE – III	NAMRATA SHIVALE	85


**Failure Analysis:**

Number of students Failed in					
One	Two	Three	Four	Five	Six
12	03	03	02	00	01

Previous record of passed (all clear) students for the Third Year B.Com.

Academic year	Percentage Result
2007 - 2008	-NA-
2008 - 2009	- NA-
2009 - 2010	- NA-
2010 - 2011	- NA-
2011- 2012	- NA-
2012 - 2013	- NA-
2013 - 2014	- NA-
2014-2015	- NA-

  
Prof. Lata Maindad  
HOD – B.Com

  
Prof. Dr. B. B. Waphare  
Principal  
MIT ACSC, Alandi

Copy to: IQAC



**MIT ARTS, COMMERCE AND SCIENCE COLLEGE, ALANDI (D)**

**RESULT ANALYSIS FOR THE Semester IV (2014-2015)**

**Second Year M.Sc. (Computer Science) – Sem IV**

**Analysis:**

% of students passed with A.T.K.T.	:	-
Total Number of students appeared	:	58
Total Number of students passed (All clear)	:	57
All clear % of students	:	98.27%
Pune University Result (All Clear %)	:	27.53.

**College Topper**

1.	Ganesh Bhandare (1400/1800)	:	77.78%
2.	Monika Patil (1387/1800)	:	77.06%
3.	Sulbha Gaware (1383/1800)	:	76.83%

**Subject wise result analysis:**

SUBJECT	Number of students appeared	Number of student passed	Percentage
CS24-401-Industrial Training project	58	58	100%

**Subject Toppers:**

SUBJECT	No. of the student	Grade (O, A+, A, B+, B, C+, C)
CS24-401-Industrial Training project	15	O (Outstanding)

**Number of students passed in various grades:**

<b>Distinction</b>	<b>First Class</b>	<b>Higher Second</b>	<b>Second Class</b>	<b>Pass Class</b>
16	36	3	2	0

**Failure Analysis:**

<b>One</b>	<b>Two</b>	<b>Three</b>	<b>Four</b>	<b>Five</b>
0	0	0	0	1

**Previous record of passed (all clear) students for the First Year M.Sc.  
(Computer Science)**

<b>Academic Year</b>	<b>Percentage Result</b>
2009-2010	NA
2010-2011	55.17%
2011-2012	73.21%
2012-2013	89.55%
2013-2014	90.90%
2014-2015	98.27%

*Rashmi*  
**Mrs. Rashmi Lad**  
**HOD Computer Science**



*B. B. Waphare*  
**Prof. Dr. B. B. Waphare**  
**Principal**  
**MIT ACSC, Alandi (D).**

copy to IQAC



**RESULT ANALYSIS FOR THE ACADEMIC YEAR (2014-2015)**

**THIRD YEAR M.C.A. (COMMERCE)**

**SEMESTER - VI**

**Analysis:**

**% of students passed with A.T.K.T. : NA**  
**Total Number of students appeared : 41**  
**Total Number of students passed (All clear) : 37**  
**All clear % of students : 90.24%**

**College Topper:**

**1. JAYDEEP TRIVEDI : (2479/3500) 70.82 %**  
**2. SUDHIR PANDYA : (2434/3500) 69.54%**  
**3. YOGESH SEVAK : (2409/3500) 68.82%**

**Subject wise result analysis:**

<b>SUBJECT</b>	<b>Number of students appeared</b>	<b>Number of student passed</b>	<b>Percentage</b>
INDUSTRIAL PROJECT	41	41	100%

**Number of students passed in various grades :**

<b>Distinction</b>	<b>First Class</b>	<b>Higher second</b>	<b>Second Class</b>	<b>Pass class</b>
01	11	15	07	03

**Number of students passed in various grades for Industrial Project:**

<b>A+</b>	<b>A</b>	<b>B+</b>	<b>B</b>	<b>C+</b>	<b>C</b>	<b>D</b>
05	06	07	16	01	06	00



**Subject Toppers:**

Subject	Name of the student	Grades Obtained Out Of (A+, A, B+, B, C+, C, D)
INDUSTRIAL PROJECT	1. RAHUL KESARE 2. SHARDA SALUNKE 3. SATYAJIT DAULAGUPHU 4. UMANG ZAVERI 5. PRAKASH GHENAND	A+

**Failure Analysis:**

Number of students Failed in					
One	Two	Three	Four	Five	Six
NA	NA	NA	NA	NA	NA


**Previous record of passed (all clear) students for the Sixth Semester MCA(Commerce)**

Academic year	Percentage Result
2013-2014	98.19%
2012-2013	96.30%
2011-2012	100%
2010-2011	NA
2009-2010	NA



**Prof. Akshada Kulkarni  
HOD, Computer Application**

Copy to IQAC



**Prof. Dr. B. B. Waphare  
Principal**





**Maharashtra Academy of Engineering and  
Educational Research's**

**MIT Arts, Commerce and Science College, Alandi  
(D) – 412 105.**

Result Analysis of Programme SCI-UG 01, CMS-UG  
01, CMS-UG 02, CMS-UG 04, CMS-UG 03, ART-UG  
01, SCI-PG 01, CMS-PG 01

Academic Year-2015-16

**MIT ARTS, COMMERCE AND SCIENCE COLLEGE, ALANDI (D)**

**RESULT ANALYSIS FOR THE ACADEMIC YEAR (2015-2016)**

**Third Year B.Sc. (Computer Science) SEM IV - APR 2016**

**Analysis:**

% of students passed with A.T.K.T.	:	-
Total Number of students appeared	:	166
Total Number of students passed (All clear)	:	89
All clear % of students	:	53.61%
Pune University Result (All Clear %)	:	51.35

**College Topper**

1. Mirajgave monika (1542/1900)	:	81.15%
2. Jha nikky (1522/1900)	:	80.10%
3 Shah Pooja (1479/1900)	:	77.84%

**Subject wise result analysis:**

SUBJECT	Number of students appeared	Number of student passed	Percentage
System Programming & Operating System II	163	144	88.34%
Theoretical Computer Science & Compiler Construction II	163	153	93.86%
Computer Networks II	163	154	94.47%
Internet Programming II	163	152	93.25%
Java Programming II	163	117	71.77%
Business Application	163	133	81.59%
Lab Course I (Syspro & OS)	164	156	95.12%
Lab Course II (Java & PHP)	163	162	99.38%
Lab Course III	164	164	100%

**Subject Toppers:**

SUBJECT	Name of the student	Marks obtained (out of 50)
System Programming & Operating System II	Mehetre smita	43
Theoretical Computer Science & Compiler Construction II	Mirajgave monika Keskar amruta	45
Computer Networks II	Gavane Sneha	48
Internet Programming II	Rawool Sonam	44
Java Programming II	Pawar Kajal ,Mehakare Kaveri	47
Computer Graphics	Mirajgave monik, Mehetre smita ,Gore Rohini, Mangain sweta	40
Lab Course I (Syspro & OS)	Jha Nikky	98/100
Lab Course II(Java & PHP)	Jha Nikky	97/100
Lab Course III (Project)	Jha Nikky ,Mirajgave monika Shah Pooja,Mehakare Kaveri ,Chavan Vaibhav	97/100

**Number of students passed in various grades:**

Distinction	First Class	Higher Second	Second Class	Pass Class
19	50	15	5	0

**Failure Analysis:**

No. of Students Failed in							
One	Two	Three	Four	Five	Six	Seven	All
24	18	8	4	3	2	1	0

**Previous record of passed (all clear) students for the Third Year B.Sc. (Computer Science)**

Academic Year	Percentage Result
2009-2010	NA
2010-2011	70.78%
2011-2012	48.54%
2012-2013	45.52%
2013-2014	67.91%
2014-2015	54.16%
2015 -2016	53.61%

*RLA*  
Mrs. Rashmi Lad  
HOD Computer Science



*[Signature]*  
Dr. B. B. Waphare  
Principal  
MIT ACSC, Alandi (D).

COPY TO IQAC



**RESULT ANALYSIS FOR THE ACADEMIC YEAR (2015-2016)**

**THIRD YEAR B.C.A.**

**SEMESTER - VI**

**Analysis:**

<b>% of students passed with A.T.K.T.</b>	<b>: NA</b>
<b>Total Number of students appeared</b>	<b>: 42</b>
<b>Total Number of students passed (All clear)</b>	<b>: 32</b>
<b>All clear % of students</b>	<b>: 76.19 %</b>

**College Topper :**

<b>1. Parkad Komal Anna</b>	<b>: (1757/2400) =&gt; 73.21%</b>
<b>2. Bhalekar Prajakta</b>	<b>: (1686/2400) =&gt; 70.25%</b>
<b>3. Padole Pragati</b>	<b>: (1658/2400) =&gt; 69.08%</b>

**Subject-wise result analysis:**

<b>SUBJECT</b>	<b>Number of students appeared</b>	<b>Number of student passed</b>	<b>Percentage</b>
Advanced Web Programming	42	39	92.86%
Advanced Java	42	40	95.24%
Recent Trends in IT	42	42	100%
Software Testing	42	33	78.57%
Project	41	41	100%
CLPW	41	41	100%

**Number of students passed in various grades:**

Distinction	First Class	Higher Second	Second Class	Pass class
2	10	5	10	5

**Subject Toppers:**

Subject	Name of the student	Marks obtained (Out of 100)
Advanced Web Programming	Bhalekar Prajakta	78
Advanced Java	Bhalekar Prajakta	78
Recent Trends in IT	Parkad Komal Anna	77
Software Testing	Mahawar Manish	70
Project	Koladiya Amit Kukade Shreyas	92
CLPW	Parkad Komal Anna	95

**Failure Analysis:**

Number of students Failed in					
One	Two	Three	Four	Five	Six
07	02	01	00	00	00

Previous record of passed (all clear) students for the Sixth Semester B.C.A.

Academic year	Percentage Result
2014-2015	66.66%
2013-2014	79.06%
2012-2013	61.22%
2011-2012	80.36%
2010-2011	92.41%



Prof. Akshada Kulkarni  
HOD - Computer Application



Dr. B. B. Waphare  
Principal

Copy to IQAC





MAEER's  
MIT Arts, Commerce and Science College, Alandi (D), Pune

Third Year - B. B. A.

RESULT ANALYSIS FOR THE ACADEMIC YEAR (2015 - 2016)  
SEMESTER - VI

**Analysis:**

% of students passed with A.T.K.T.	:	NA
Total Number of students appeared	:	54
Total Number of students passed (All clear)	:	37
All clear % of students	:	68.52 %

**College Topper:**

1. Sucheta	:	(1707 / 2400)	71.12 %
2. Deepika Bagadi	:	(1699 / 2400)	70.79 %
3. Singh Seema	:	(1697 / 2400)	70.70 %

**Subject wise result analysis:**

Subject	Subject Teacher	Number of students appeared	Number of students passed	Percentage %
BUSINESS PLANNING AND PROJECT MANAGEMENT	Prof. Mangesh Bhople	54	51	94.40
EVENT MANAGEMENT	Prof. Sharad Kadam	54	54	100
MANAGEMENT CONTROL SYSTEM	Prof. Shailendra Patil	54	53	98.10
E-COMMERCE	Prof. Minal Datta	54	54	100
FINANCIAL SERVICES FIN - III	Prof. Amol Mane	30	27	90
PROJECT / CASES IN FINANCE FIN - IV	Prof. Mangesh Bhople	30	21	70
ADVERTISING AND SALES PROMOTION - MKT III	Prof. Sharad Kadam	18	17	94.40
PROJECT / CASES IN MKT MKT - IV	Prof. Sharad Kadam	18	18	100
LABOUR LAWS HRM - III	Prof. Akanksha Landge	06	05	83.30
PROJECT / CASES IN HR HRM - IV	Prof. Amol Mane	06	06	100

**Number of students passed in various grades:**

Distinction	First Class	Higher Second	Second Class	Pass Class
03	10	11	12	01



**Subject Toppers:**

Subject	Name of the student	Marks Obtained
BUSINESS PLANNING AND PROJECT MANAGEMENT	Seema Singh	76 / 100
EVENT MANAGEMENT	Deepika Bagadi	83 / 100
MANAGEMENT CONTROL SYSTEM	Singh Seema Sucheta Patil Vaishali	66/ 100
E-COMMERCE	Jagtap Harshada	77 / 100
FINANCIAL SERVICES FIN - III	Kartik Vyas	88/ 100
PROJECT / CASES IN FINANCE FIN - IV	Kartik Vyas	89 / 100
ADVERTISING AND SALES PROMOTION - MKT III	Patil Vaishali	77 / 100
PROJECT / CASES IN MKT MKT - IV	Medankar Yogesh	85 /100
HR III	Jadhav Yogesh C	57/100
HR IV	Jadhav Yogesh C Patil Priyanka	78/100

**Failure Analysis:**


Number of students Failed in					
One	Two	Three	Four	Five	Six
10	02	03	01	01	00

**Previous record of passed (all clear) students for the Third Year B. B. A.**

Academic year	Result Percentage
2007 - 2008	NA
2008 - 2009	NA
2009 - 2010	NA
2010 - 2011	88.70%
2011 - 2012	87.79 %
2012 - 2013	92.31 %
2013 - 2014	86.67 %
2014-2015	90.00 %

  
Prof. Amol S. Mane  
HOD - BBA/BBM(IB)



  
Prof. Dr. B. B. Waphare  
Principal  
copy to ISAC



MAEER's MIT Arts, Commerce and Science College, Alandi (D), Pune

Third Year B.Com.

RESULT ANALYSIS FOR THE ACADEMIC YEAR (2015-2016)

Analysis:

% of students passed with A.T.K.T.	:	NA
Total Number of students appeared	:	77
Total Number of students passed (All clear)	:	52
All clear % of students	:	67.53 %
SSPU Result	:	57.85%

College Toppers:

1. KOTHAWALE ARCHANA	:	(886 / 1200)	73.83 %
2. KENDRE RAJASHRI	:	(851 / 1200)	70.90 %
3. DEEPSHIKHA KAUR	:	(847 / 1200)	70.58 %

Subject wise result analysis:

SUBJECT	Number of students appeared	Number of student passed	Percentage %
BUSINESS REGULATORY FRAMEWORK (M.LAW)	77	59	76.62
ADVANCED ACCOUNTING	77	66	85.71
INTERNATIONAL ECONOMICS	75	69	92
AUDITING AND TAXATION	77	59	76.62
COST & WORKS ACCOUNTING – II	51	44	86.27
COST & WORKS ACCOUNTING – III	51	44	86.27
BANKING & FINANCE – II	26	25	96.15
BANKING & FINANCE – III	26	21	80.76

Number of students passed in various grades:

Distinction	First Class	Higher Second	Second Class	Pass Class
04	15	19	12	02





**Subject Toppers:**

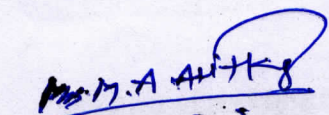
SUBJECT	Name of the student	Marks obtained
BUSINESS REGULATORY FRAMEWORK (M.LAW)	PRIYANKA CHAVAN	76
ADVANCED ACCOUNTING	VISHAL ROUNDHAL	80
INTERNATIONAL ECONOMICS	PRIYANKA GHOLAP	82
AUDITING AND TAXATION	RAJSHRI KENDRE	74
COST & WORKS ACCOUNTING - II	PRIYANKA GHOLAP	72
COST & WORKS ACCOUNTING - III	MADHURI HAGAWANE	76
BANKING & FINANCE -II	RAJSHRI KENDRE	85
BANKING & FINANCE - III	PRIYANKA CHAVAN	83

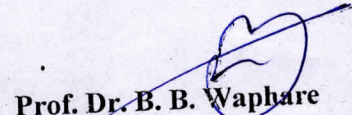
**Failure Analysis:**

Number of students Failed in					
One	Two	Three	Four	Five	Six
07	05	05	02	06	00

Previous record of passed (all clear) students for the Third Year B.Com.

Academic year	Percentage Result
2007 - 2008	-NA-
2008 - 2009	- NA-
2009 - 2010	- NA-
2010 - 2011	- NA-
2011- 2012	- NA-
2012 - 2013	- NA-
2013 - 2014	- NA-
2014-2015	43.24
2015-2016	67.53 %

  
Prof. Manasi Atitkar  
HOD - BA /B.Com

  
Prof. Dr. B. B. Waphare  
Principal

Copy to: IQAC





MAEER's MIT Arts, Commerce and Science College, Alandi (D), Pune

Third Year BA.

RESULT ANALYSIS FOR THE ACADEMIC YEAR (2015-2016)

Analysis:

Total Number of students appeared	:	03
Total Number of students passed (All clear)	:	02
All clear % of students	:	66.66

College Toppers:


1. Goraksh Borhade	:	(764 / 1200)	63.66 %
2. Abhay Shete	:	(611 / 1200)	50.91%

Subject wise result analysis:

SUBJECT	Number of students appeared	Number of student passed	Percentage %
Compulsory English	3	3	100
Geography General	3	2	66.66
Politics General	3	3	100
Politics Special III	2	2	100
Politics Special IV	2	2	100
Economics General	3	3	100

Number of students passed in various grades:

Distinction	First Class	Higher Second	Second Class	Pass Class
-	01	-	01	-






Subject Toppers:


SUBJECT	Name of the student	Marks obtained
Compulsory English	Goraksh Borhade	71
Geography General	Goraksh Borhade	71
Politics General	Goraksh Borhade	66
Politics Special III	Goraksh Borhade	51
Politics Special IV	Goraksh Borhade	64
Economics General	Goraksh Borhade	65

Failure Analysis:

Number of students Failed in						
	1	2	3	4	5	6
	1	2	3	4	5	6
01	-	-	-	-	-	-

Previous record of passed (all clear) students for the Third Year B.A.- NA

  
Prof. Manasi Atitkar  
HOD - B.Com

  
Prof. Dr. B. B. Waphare  
Principal  
MIT ACSC, Alandi



Copy to: IQAC

**MIT ARTS, COMMERCE AND SCIENCE COLLEGE, ALANDI (D)**

**RESULT ANALYSIS FOR THE Semester IV (2015-2016)**

**Second Year M.Sc. (Computer Science) – Sem IV**

**Analysis:**

% of students passed with A.T.K.T.	:	-
Total Number of students appeared	:	53
Total Number of students passed (All clear)	:	48
All clear % of students	:	90.56%
Pune University Result (All Clear %)	:	93.16%

**College Topper**

1. Bhilare Swapnali (1343/1800)	:	74.61%
2. Dangale Namrata (1308/1800)	:	72.67%
3. Bagul Prachi (1305/1800)	:	72.50%

**Subject wise result analysis:**

SUBJECT	Number of students appeared	Number of student passed	Percentage
CS24-401-Industrial Training project	51	51	100%

**Subject Toppers:**

SUBJECT	No. of the student	Grade( O,A+,A,B+,B,C+,C)
CS24-401-Industrial Training project	16	O (Outstanding)

**Number of students passed in various grades:**

Distinction	First Class	Higher Second	Second Class	Pass Class
12	21	12	3	0

**Failure Analysis:**

One	Two	Three	Four	Five
0	0	0	0	1

**Previous record of passed (all clear) students for the First Year M.Sc.  
(Computer Science)**

Academic Year	Percentage Result
2009-2010	NA
2010-2011	55.17%
2011-2012	73.21%
2012-2013	89.55%
2013-2014	90.90%
2014-2015	98.27%
2015-2015	90.56%

*Rashmi*  
Mrs. Rashmi Lad  
HOD Computer Science



*[Signature]*  
Prof. Dr. B. B. Waphare  
Principal  
MIT ACSC, Alandi (D).

COPY TO IQAC



**RESULT ANALYSIS FOR THE ACADEMIC YEAR (2015-2016)**

**THIRD YEAR M.C.A. (COMMERCE)**

**SEMESTER - VI**

**Analysis:**

<b>% of students passed with A.T.K.T.</b>	<b>: NA</b>
<b>Total Number of students appeared</b>	<b>: 04</b>
<b>Total Number of students passed (All clear)</b>	<b>: 04</b>
<b>All clear % of students</b>	<b>: 100%</b>

**College Topper:**

<b>1. MD WASIM HAIDAR</b>	<b>: (3058/4000) 76.45 %</b>
<b>2. SHIPRA GOPAL SHARMA</b>	<b>: (2764/4000) 69.10%</b>
<b>3. BRAHMACHRI ARUN</b>	<b>: (2538/4000) 63.45%</b>

**Subject wise result analysis:**

<b>SUBJECT</b>	<b>Number of students appeared</b>	<b>Number of student passed</b>	<b>Percentage</b>
INDUSTRIAL PROJECT	04	04	100%

**Number of students passed in various grades :**

<b>Distinction</b>	<b>First Class</b>	<b>Higher second</b>	<b>Second Class</b>	<b>Pass class</b>
01	03	-	-	-

**Number of students passed in various grades for Industrial Project:**

<b>O</b>	<b>A+</b>	<b>A</b>	<b>B+</b>	<b>B</b>	<b>C+</b>	<b>C</b>
1	-	1	-	2	-	-

**Subject Toppers:**

Subject	Name of the student	Grades Obtained Out Of (O,A+, A, B+, B, C+, C, )
INDUSTRIAL PROJECT	MD WASIM HAIDAR	0

**Failure Analysis:**


Number of students Failed in					
One	Two	Three	Four	Five	Six
0	0	0	0	0	0

**Previous record of passed (all clear) students for the Sixth Semester MCA(Commerce)**

Academic year	Percentage Result
2014-2015	100%
2013-2014	98.19%
2012-2013	96.30%
2011-2012	100%



**Prof. Akshada Kulkarni  
HOD, Computer Application**



**Prof. Dr. B. B. Waphare  
Principal**

**Copy to IQAC**





**Maharashtra Academy of Engineering and  
Educational Research's**

**MIT Arts, Commerce and Science College, Alandi  
(D) – 412 105.**

Result Analysis of Programme SCI-UG 01, CMS-UG  
01, CMS-UG 02, CMS-UG 04, CMS-UG 03, ART-UG  
01, SCI-PG 01, CMS-PG 01

Academic Year-2016-17



**MIT ARTS, COMMERCE AND SCIENCE COLLEGE, ALANDI (D)**

**RESULT ANALYSIS FOR THE ACADEMIC YEAR (2016-2017)**

**Third Year B.Sc. (Computer Science) SEM IV – APR 2017**

**Analysis:**

<b>% of students passed with A.T.K.T.</b>	<b>:</b>	<b>-</b>
<b>Total Number of students appeared</b>	<b>:</b>	<b>189</b>
<b>Total Number of students passed (All clear)</b>	<b>:</b>	<b>97</b>
<b>All clear % of students</b>	<b>:</b>	<b>51.32%</b>
<b>Pune University Result (All Clear %)</b>	<b>:</b>	<b>42.95</b>

**College Topper**

<b>1. Dhande Leena Sakharam (1593/1900)</b>	<b>:</b>	<b>83.84%</b>
<b>2. Shingade Shraddha (1480/1900)</b>	<b>:</b>	<b>77.89%</b>
<b>3 Mehra Jyoti N. (1439/1900)</b>	<b>:</b>	<b>75.73%</b>

**Subject wise result analysis:**

<b>SUBJECT</b>	<b>Number of students appeared</b>	<b>Number of student passed</b>	<b>Percentage</b>
System Programming & Operating System II	188	164	87.23%
Theoretical Computer Science & Compiler Construction II	187	150	80.21%
Computer Networks II	187	179	95.72%
Internet Programming II	187	131	70.05%
Java Programming II	187	154	82.35%
Business Application	187	152	81.59%
Lab Course I (Syspro & OS)	187	186	99.46%
Lab Course II (Java & PHP)	188	184	97.87%
Lab Course III	188	187	99.46%

**Subject Toppers:**

SUBJECT	Name of the student	Marks obtained (out of 50)
System Programming & Operating System II	Seena Thomas	43
Theoretical Computer Science & Compiler Construction II	Dhande Leena Sakharam	46
Computer Networks II	Dhande Leena Sakharam	44
Internet Programming II	Dhande Leena Sakharam	37
Java Programming II	Dhande Leena Sakharam	46
Computer Graphics	Borate Pranali Sunil	43
Lab Course I (Syspro & OS)	Dhande Leena Sakharam	99/100
Lab Course II (Java & PHP)	Pratheeba Mohan Kumar	97/100
Lab Course III (Project)	Gaikwad Parmeshwar	98/100

**Number of students passed in various grades:**

Distinction	First Class	Higher Second	Second Class	Pass Class
15	57	17	8	0

**Failure Analysis:**

No. of Students Failed in							
One	Two	Three	Four	Five	Six	Seven	All
30	18	10	11	7	4	0	0

**Previous record of passed (all clear) students for the Third Year B.Sc. (Computer Science)**

Academic Year	Percentage Result
2010-2011	70.78%
2011-2012	48.54%
2012-2013	45.52%
2013-2014	67.91%
2014-2015	54.16%
2015 -2016	53.61%
2016-2017	51.32%

*Recd*  
Mrs. Rashmi Lad  
HOD Computer Science



*[Signature]*  
Dr. B. B. Waphare  
Principal  
MIT ACSC, Alandi (D).

COPY TO IQAC

**RESULT ANALYSIS FOR THE ACADEMIC YEAR (2016-2017)**

**THIRD YEAR B.C.A.**

**SEMESTER - VI**

**Analysis:**

<b>% of students passed with A.T.K.T.</b>	<b>: NA</b>
<b>Total Number of students appeared</b>	<b>: 55</b>
<b>Total Number of students passed (All clear)</b>	<b>: 37</b>
<b>All clear % of students</b>	<b>: 63.63%</b>

**College Topper :**

<b>1. KARWANDE POOJA RAGHUNATH</b>	<b>: (1809/2400) = 75.37%</b>
<b>2. BHASKAR AKHIL RAVI</b>	<b>: (1776/2400) = 74.00%</b>
<b>3. AMBALE KANCHAN SUNIL</b>	<b>: (1717/2400) = 71.54%</b>

**Subject-wise result analysis:**

<b>SUBJECT</b>	<b>Number of students appeared</b>	<b>Number of student passed</b>	<b>Percentage</b>
Advanced Web Programming	54	52	96.29
Advanced Java	54	47	87.03
Recent Trends in IT	54	49	90.74
Software Testing	54	43	79.62
Project	54	54	100
CLPW	55	55	100

**Number of students passed in various grades:**

<b>Distinction</b>	<b>First Class</b>	<b>Higher Second</b>	<b>Second Class</b>	<b>Pass class</b>
4	9	12	10	2



### Subject Toppers:

Subject	Name of the student	Marks obtained (Out of 100)
Advanced Web Programming	AMBALE KANCHAN SUNIL	82
Advanced Java	AMBALE KANCHAN SUNIL	83
Recent Trends in IT	AMBALE KANCHAN SUNIL	80
Software Testing	1.KARWANDE POOJA RAGHUNATH 2. PALANDE OMKAR SURESH	60
Project	BHASKAR AKHIL RAVI	97
CLPW	1.ABHISHEK SAXENA 2. BHASKAR AKHIL RAVI	99

### Failure Analysis:

Number of students Failed in					
One	Two	Three	Four	Five	Six
9	6	2	0	1	0

Previous record of passed (all clear) students for the Sixth semester of BCA

Academic year	Percentage Result
2015-2016	76.19%
2014-2015	66.66%
2013-2014	79.06%
2012-2013	61.22%
2011-2012	80.36%



Prof. Akshada Kulkarni  
HOD - Computer Application



Dr. B. B. Waphare  
Principal

Copy to IQAC



MAEER's  
MIT Arts, Commerce and Science College, Alandi (D), Pune

Third Year - B. B. A.

**RESULT ANALYSIS FOR THE ACADEMIC YEAR (2016-2017)  
SEMESTER – VI**

**Analysis:**

% of students passed with A.T.K.T.	:	NA
Total Number of students appeared	:	37
Total Number of students passed (All clear)	:	25
All clear % of students	:	67.57%

**College Toppers:**


1.	Chonde Vishal	:	(1771/2400)	74 %
2.	Choudhary Sweta	:	(1669/2400)	70 %
3.	Khan Sajid	:	(1627/2400)	68 %

**Subject wise result analysis:**

Subject	Subject Teacher	Number of students appeared	Number of students passed	Percentage %
BUSINESS PLANNING AND PROJECT MANAGEMENT	Prof. Mangesh Bhople	37	37	100
EVENT MANAGEMENT	Prof. Sharad Kadam	37	37	100
MANAGEMENT CONTROL SYSTEM	Prof. Shailendra Patil	37	37	100
E-COMMERCE	Prof. Shilpa Kolhe	37	37	100
FINANCIAL SERVICES FIN – III	Prof. Amol Mane	20	19	95
PROJECT / CASES IN FINANCE FIN – IV	Prof. Mangesh Bhople	20	13	65
ADVERTISING AND SALES PROMOTION – MKT III	Prof. Sharad Kadam	14	14	100
PROJECT / CASES IN MKT MKT – IV	Prof. Sharad Kadam	15	15	100
LABOUR LAWS HRM - III	Prof. Akanksha Landge	02	02	100
PROJECT / CASES IN HR HRM – IV	Prof. Amol Mane	02	02	100

**Number of students passed in various grades:**

Distinction	First Class	Higher Second	Second Class	Pass Class
02	10	07	06	00





**Subject Toppers:**

Subject	Name of the student	Marks Obtained
BUSINESS PLANNING AND PROJECT MANAGEMENT	CHOUDHARY SWETA	75
EVENT MANAGEMENT	KAD MADHU SURESH	85
MANAGEMENT CONTROL SYSTEM	CHONDE VISHAL D.	79
E-COMMERCE	DHOLE POOJA MADHAV	74
FINANCIAL SERVICES FIN - III	KALE VAIBHAV N.	70
PROJECT / CASES IN FINANCE FIN - IV	DUDHAGAVALI HIMANSHU P.	86
ADVERTISING AND SALES PROMOTION - MKT III	CHONDE VISHAL D.	78
PROJECT / CASES IN MKT MKT - IV	CHONDE VISHAL D.	85
LABOUR LAWS - HR III	BENDRE ABHILASHA	56
HR IV - PROJECT / CASES IN HR	BENDRE ABHILASHA, GAVADE RUCHIRA	75

**Failure Analysis:**

Number of students Failed in					
One	Two	Three	Four	Five	Six
07	02	02	01	00	00

Previous record of passed (all clear) students for the Third Year B. B. A.

Academic year	Result Percentage
2007 - 2008	NA
2008 - 2009	NA
2009 - 2010	NA
2010 - 2011	88.70%
2011 - 2012	87.79 %
2012 - 2013	92.31 %
2013 - 2014	86.67 %
2014-2015	90.00 %
2015-2016	68.52 %

Prof. Amol S. Mane  
HOD - BBA/BBA (IB)



Prof. Dr. B. B. Waphare  
Principal

Copy to IQAC



MAEER's MIT Arts, Commerce and Science College, Alandi (D), Pune

Third Year B.B.M. (IB) SEMESTER – VI

RESULT ANALYSIS FOR THE ACADEMIC YEAR (2016-2017)

Analysis:

% of students passed with A.T.K.T. : N.A.  
Total Number of students appeared : 13  
Total Number of students passed (All clear) : 10  
All clear % of students : 76.92%

College Topper:

1. SALUNKE PRAFUL : (891 / 1200) 74.25%
2. MAGAR PRANITA : (823 / 1200) 68.58%
3. MISBA SHAIKH : (814 / 1200) 67.83%

Subject wise result analysis:

SUBJECT	Subject Teacher	Number of students appeared	Number of students passed	Percentage %
Import Export Procedure	Prof. Aakanksha Landge	13	13	100 %
International Business Law	Dr. Padmavati Undale	13	12	92.30 %
Study of Global Economics	Prof. Shailendra Patil	13	13	100 %
International Project Management	Prof. Mangesh Bhople	13	13	100 %
Supply Chain & Logistics Management	Prof. Amol Mane	13	12	92.30 %
Research Methodology	Prof. Sharad Kadam	13	12	92.30 %

Number of students passed in various grades:

Distinction	First Class	Higher Second	Second Class	Pass Class
01	06	01	02	--



Subject Toppers:

SUBJECT	Name of the student	Marks obtained
Import Export Procedure	Salunke Praful	68
International Business Law	Jestin Jiju	72
Study of Global Economics	Ritika Jaiswal Misba Shaikh	72
International Project Management	Misba Shaikh Pranita Magar	77
Supply Chain & Logistics Management	Pranita Magar	73
Research Methodology	Salunke Praful	88

Failure Analysis:

Number of students Failed in					
One	Two	Three	Four	Five	Six
01	--	01	01	--	--

Previous record of passed (all clear) students for the Fifth Semester B.B.M. (IB)

Academic year	Percentage Result
2007 - 2008	-NA-
2008 - 2009	-NA-
2009 - 2010	-NA-
2010 - 2011	-NA-
2011 - 2012	-NA-
2012 - 2013	-NA-
2013 - 2014	-NA-
2014 - 2015	-NA-
2015 - 2016	-NA-

Prof. Amol Mare  
HOD - BBA / BBM Dept.



Prof. Dr. B. B. Waphare  
Principal  
Copy to IQAC



MIT ARTS, COMERCE & SCIENCE COLLEGE, ALANDI (D), PUNE

Third Year B.Com.

RESULT ANALYSIS FOR THE ACADEMIC YEAR (2016-17)

Analysis:

Total Number of students appeared	: 79
Total Number of students passed (All clear)	: 49
All clear % of students	: 62.03%
SPPU Result	: 53.77%

College Toppers

1	Gaikwad Kiran	(958/1200)	79.83%
2	Dumbre Priyanka	(948/1200)	79.00%
3	Kand Rohit	(893/1200)	74.42%

Subject wise result analysis:

SUBJECT	Number of students appeared	Number of student passed	Percentage
Business Regulatory Framework	79	64	81.01%
Advance Accounting	79	56	70.89%
International Economics	79	75	94.94%
Auditing & Taxation	79	63	79.75%
Cost & Works Accounts-II	67	64	95.52%
Banking & Finance-II	12	08	66.66%
Cost & Works Accounts-III	66	62	93.94%
Banking & Finance-III	12	00	100.00%

Number of students passed in various grades:

Distinction	First Class	Higher Second	Second Class	Pass Class
08	18	09	13	01





**Subject Toppers:**


SUBJECT	Name of the student	Marks obtained
Business Regulatory Framework	Dumbre Priyanka	71
Advance Accounting	Dumbre Priyanka	80
International Economics	Kand Rohit	82
Auditing & Taxation	Shelke Shubham	74
Cost & Works Accounts-II	Dumbre Priyanka	90
Banking & Finance-II	Bhadale Sheetal	69
Cost & Works Accounts-III	Gaikwad Kiran	89
Banking & Finance-III	Bhadale Sheetal	77

**Failure Analysis:**


Number of students Failed in					
One	Two	Three	Four	Five	Six
10	6	6	6	2	0

**Previous record of passed (all clear) students of First Year B.Com**

Academic Year	Percentage Result
2014-2015	43.24%
2015-2016	67.53%
2016-2017	62.03%



**Prof. Manasi Atitkar  
HOD BA/BCOM**

  
**Dr. B.B. Waphare  
Principal**



**Copy to: IQAC**

**MAEER's MIT Arts, Commerce and Science College, Alandi (D), Pune**

**Third Year BA.**

**RESULT ANALYSIS FOR THE ACADEMIC YEAR (2016-2017)**

**Analysis:**

Total Number of students appeared	:	07
Total Number of students passed (All clear)	:	06
All clear % of students	:	85.71%
SPPU University Result	:	52.15%

**College Toppers:**

1.	Lokhande Akshay Chandrakant	:	(793 / 1200)	66.08 %
2.	Janak Singh Jodha	:	(721 / 1200)	60.08%
3.	Magar Sonali Subhash	:	(704/1200)	58.67%

**Subject wise result analysis:**

SUBJECT	Number of students appeared	Number of student passed	Percentage %
Compulsory English	07	06	85.71
Geography General	06	06	100
Politics General	06	06	100
Economics General	07	07	100
Optional English General	02	02	100
Economics Special Paper 3	02	02	100
Economics Special Paper 4	02	02	100
Geography Special Paper 3	03	03	100
Geography Special Paper 4	03	03	100
Optional English Special Paper 3	02	02	100
Optional English Special Paper 4	02	02	100





**Number of students passed in various grades:**

Distinction	First Class	Higher Second	Second Class	Pass Class
-	02	02	02	-


**Subject Toppers:**


SUBJECT	Name of the student	Marks obtained
Compulsory English	Lokhande Akshay Chandrakant	61
Geography General	Lokhande Akshay Chandrakant	67
Politics General	Magar Sonali Subhash	67
Economics General	Lokhande Akshay Chandrakant	60
Optional English General	Kamble Abhinav Arun	74
Economics Special Paper 3	Yadav Alka	53
Economics Special Paper 4	Shirsat Tribhuvan Dhananjay	50
Geography Special Paper 3	Lokhande Akshay Chandrakant	72
Geography Special Paper 4	Lokhande Akshay Chandrakant	85
Optional English Special Paper 3	Magar Sonali Subhash	71
Optional English Special Paper 4	Kamble Abhinav Arun	59

**Failure Analysis:**

Number of students Failed in					
1	2	3	4	5	6
01	-	-	-	-	-

Academic year	Percentage Result
2015-16	66.66

  
Prof. Manasi Atitkar  
HOD - B.Com

  
Prof. Dr. B. B. Waphare  
Principal

Copy to: IQAC





**MIT ARTS, COMMERCE AND SCIENCE COLLEGE, ALANDI (D)**

**RESULT ANALYSIS FOR THE Semester IV (2016-2017)**

**Second Year M.Sc. (Computer Science) – Sem IV**

**Analysis:**

% of students passed with A.T.K.T.	:	-
Total Number of students appeared	:	37
Total Number of students passed (All clear)	:	37
All clear % of students	:	100%
Pune University Result (All Clear %)	:	94.59%

**College Topper**

1. Mohite Pooja (1401/1800)	:	77.83%
2. Shaikh Rahiman (1361/1800)	:	75.61 %
3. Anjali Sethi (1357/1800)	:	75.39%

**Subject wise result analysis:**

SUBJECT	Number of students appeared	Number of student passed	Percentage
CS24-401-Industrial Training project	37	37	100%

**Subject Toppers:**

SUBJECT	No. of the student	Grade( O,A+,A,B+,B,C+,C)
CS24-401-Industrial Training project	16	O (Outstanding )
	19	A+
	1	A
	1	B

**Number of students passed in various grades:**

Distinction	First Class	Higher Second	Second Class	Pass Class
10	18	5	4	0

**Failure Analysis:**

One	Two	Three	Four	Five
0	0	0	0	0

**Previous record of passed (all clear) students for the First Year M.Sc.  
(Computer Science)**

Academic Year	Percentage Result
2009-2010	NA
2010-2011	55.17%
2011-2012	73.21%
2012-2013	89.55%
2013-2014	90.90%
2014-2015	98.27%
2015-2015	90.56%
2016-2017	100%

*Rend*  
Mrs. Rashmi Lad  
HOD Computer Science



*[Signature]*  
Prof. Dr. B. B. Waphare  
Principal  
MIT ACSC, Alandi (D).

COPY TO IQAC

**RESULT ANALYSIS FOR THE ACADEMIC YEAR (2016-2017)**

**THIRD YEAR M.C.A. (COMMERCE)**

**SEMESTER - VI**

**Analysis:**

<b>% of students passed with A.T.K.T.</b>	<b>: NA</b>
<b>Total Number of students appeared</b>	<b>: 18</b>
<b>Total Number of students passed (All clear)</b>	<b>: 18</b>
<b>All clear % of students</b>	<b>: 100%</b>

**College Topper:**

<b>1. NAYNESH KUMAR PATEL</b>	<b>: (3209/3900)</b>	<b>82.28%</b>
<b>2. AJAYKUMAR PATEL</b>	<b>: (3198/3900)</b>	<b>82.00 %</b>
<b>3. RAHUL SALUNKE</b>	<b>: (3010/3900)</b>	<b>77.18 %</b>

**Subject wise result analysis:**

<b>SUBJECT</b>	<b>Number of students appeared</b>	<b>Number of student passed</b>	<b>Percentage</b>
INDUSTRIAL PROJECT	18	18	100%

**Number of students passed in various grades:**

<b>Distinction</b>	<b>First Class</b>	<b>Higher second</b>	<b>Second Class</b>	<b>Pass class</b>
1	8	-	5	4

**Number of students passed in various grades for Industrial Project:**

<b>O</b>	<b>A+</b>	<b>A</b>	<b>B+</b>	<b>B</b>	<b>C+</b>	<b>C</b>
1	-	8	-	5	-	4



**Subject Toppers:**

Subject	Name of the student	Grades Obtained Out Of (O,A+, A, B+, B, C+, C, )
INDUSTRIAL PROJECT	NAYNESH KUMAR PATEL	0

**Failure Analysis:**

Number of students Failed in					
One	Two	Three	Four	Five	Six
0	0	0	0	0	0


**Previous record of passed (all clear) students for the Sixth Semester MCA(Commerce)**

Academic year	Percentage Result
2015-2016	100%
2014-2015	100%
2013-2014	98.19%
2012-2013	96.30%
2011-2012	100%



**Prof. Akshada Kulkarni  
HOD, Computer Application**

**Copy to IQAC**



**Prof. Dr. B. B. Waphare  
Principal**



**Maharashtra Academy of Engineering and  
Educational Research's**

**MIT Arts, Commerce and Science College, Alandi  
(D) – 412 105.**

Result Analysis of Programme SCI-UG 01, CMS-UG  
01, CMS-UG 02, CMS-UG 04, CMS-UG 03, ART-UG  
01, SCI-PG-01, CMS-PG 01

Academic Year-2017-18

**MIT ARTS, COMMERCE AND SCIENCE COLLEGE, ALANDI (D)**

**RESULT ANALYSIS FOR THE ACADEMIC YEAR (2017-2018)**

**Third Year B.Sc. (Computer Science) SEM IV – APR 2018**

**Analysis:**

<b>% of students passed with A.T.K.T.</b>	<b>:</b>	<b>-</b>
<b>Total Number of students appeared</b>	<b>:</b>	<b>199</b>
<b>Total Number of students passed (All clear)</b>	<b>:</b>	<b>114</b>
<b>All clear % of students</b>	<b>:</b>	<b>57.28%</b>
<b>Pune University Result (All Clear %)</b>	<b>:</b>	<b>42.15%</b>

**College Topper**

- 1. GHENAND POOJA BHIMAJI (1534/1900): 80.73%**
- 2. NAIKNAWRE AVINASH RAVSAHEB (1504/1900): 79.15%**
- 3 TAPKIR PRATIMA RAMCHYANDRA (1497/1900): 78.78%**

**Subject wise result analysis:**

<b>SUBJECT</b>	<b>Number of students appeared</b>	<b>Number of student passed</b>	<b>Percentage</b>
System Programming & Operating System II	199	164	82.41%
Theoretical Computer Science & Compiler Construction II	199	163	81.91%
Computer Networks II	199	162	81.41%
Internet Programming II	199	167	83.92%
Java Programming II	199	154	77.39%
Computer Graphics	199	187	93.97%
Lab Course I (Syspro & OS)	199	191	96.46%
Lab Course II (Java & CG)	199	193	97.47%
Lab Course III(IP & Project)	199	197	99.49%



**Subject Toppers:**

SUBJECT	Name of the student	Marks obtained (out of 50)
System Programming & Operating System II	KUMBHAR AKSHAY SHANKAR POOJA MURALI PACHPUTE JIDNYASA DINKAR	42
Theoretical Computer Science & Compiler Construction II	DABHADE KAJAL KALURAM GAWADE SHWETA SHIVAJI SHIRKE ASHWINI MAHADEV	39
Computer Networks II	LOKHANDE ARCHANA SATISH	45
Internet Programming II	BHUSE AKASH VILAS	40
Java Programming II	SANDBHOR TEJAL LAXMAN	42
Computer Graphics	BHOITE PRIYANKA JALINDAR	40
Lab Course I (Syspro & OS)	GHENAND POOJA BHIMAJI	97/100
Lab Course II (Java & CG)	PHALTANKAR KUNAL DINESH	97/100
Lab Course III (PHP & Project)	GURSALE SNEHAL SUHAS	98/100

**Number of students passed in various grades:**

Distinction	First Class	Higher Second	Second Class	Pass Class
18	47	33	16	0

**Failure Analysis:**

No. of Students Failed in							
One	Two	Three	Four	Five	Six	Seven	All
24	23	11	9	6	0	0	1

**Previous record of passed (all clear) students for the Third Year B.Sc. (Computer Science)**

Academic Year	Percentage Result
2010-2011	70.78%
2011-2012	48.54%
2012-2013	45.52%
2013-2014	67.91%
2014-2015	54.16%
2015 -2016	53.61%
2016-2017	51.32%

*RL*  
Mrs. Rashmi Lad  
HOD Computer Science



*[Signature]*  
Dr. B. B. Waphare  
Principal  
MIT ACSC, Alandi (D).

COPY TO IQAC

**RESULT ANALYSIS FOR THE ACADEMIC YEAR (2017-2018)**

**THIRD YEAR B.B.A(CA)**

**SEMESTER - VI**

**Analysis:**

<b>% of students passed with A.T.K.T.</b>	<b>: NA</b>
<b>Total Number of students appeared</b>	<b>: 73</b>
<b>Total Number of students passed (All clear)</b>	<b>: 60</b>
<b>All clear % of students</b>	<b>: 82.19%</b>

**College Topper :**

<b>1. PANDEY SHIVANGI</b>	<b>: (1963/2400) = 81.79%</b>
<b>2. DEVARMANI APOORVA R</b>	<b>: (1897/2400) = 79.04%</b>
<b>3. KISHAN KESRI</b>	<b>: (1842/2400) = 76.75%</b>

**Subject-wise result analysis:**

<b>SUBJECT</b>	<b>Number of students appeared</b>	<b>Number of student passed</b>	<b>Percentage</b>
Advanced Web Programming	72	68	94.44
Advanced Java	72	66	91.67
Recent Trends in IT	72	70	97.22
Software Testing	72	71	98.61
Project	71	66	92.96
CLPW	71	68	95.77

**Number of students passed in various grades:**

<b>Distinction</b>	<b>First Class</b>	<b>Higher Second</b>	<b>Second Class</b>	<b>Pass class</b>
8	19	20	11	02



### Subject Toppers:

Subject	Name of the student	Marks obtained (Out of 100)
Advanced Web Programming	PANDEY SHIVANGI	90
Advanced Java	DEVARMANI APOORVA	87
Recent Trends in IT	PANDEY SHIVANGI	71
Software Testing	PANDEY SHIVANGI	78
Project	KISHAN KESRI	98
CLPW	KISHAN KESRI DEVARMANI APOORVA	99

### Failure Analysis:

Number of students Failed in					
One	Two	Three	Four	Five	Six
04	02	02	01	01	01

### Previous record of passed (all clear) students for the Sixth semester of BCA

Academic year	Percentage Result
2016-2017	63.63%
2015-2016	76.19%
2014-2015	66.66%
2013-2014	79.06%
2012-2013	61.22%



Prof. Akshada Kulkarni  
HOD - Computer Application



Dr. B. B. Waphare  
Principal

Copy to IQAC





MAEER's MIT Arts, Commerce and Science College, Alandi (D), Pune

Third Year B.B.A.

RESULT ANALYSIS FOR THE ACADEMIC YEAR (2017-2018)

SEMESTER – VI

Analysis:

% of students passed with A.T.K.T.	:	NA
Total Number of students appeared	:	46
Total Number of students passed (All clear)	:	33
All clear % of students	:	71.73%
SPPU Result	:	67.87%

College Toppers:

1. Prachi Bhalekar	:	1879/2400	78.30%
2. Bharti Kumari	:	1855 / 2400	77.30%
3. Praveen Kumar	:	1632 / 2400	68.00%

Subject wise result analysis:

Subject	Name of faculty	Number of students appeared	Number of student passed	Percentage %
Business Planning & Project Management	Prof. Mangesh Bhople	46	43	93.47
Event Management	Prof. Sharad Kadam	46	45	97.82
Management Control System	Prof. Shailendra Patil	46	45	97.82
E-commerce	Prof. Shilpa Kolhe	46	45	97.82
Financial Services (Finance III)	Prof. Amol Mane	19	19	100
Cases in Finance/Project (Finance IV)	Prof. Mangesh Bhople	19	12	63.15
Advertising and Sales Promotion (Marketing III)	Prof. Sharad Kadam	24	22	91.66
Cases in Marketing/Project (Marketing IV)	Prof. Shailendra Patil	24	24	100
Labour Laws (Human Resource Management Special Paper III)	Prof. Aakanksha Landge	3	3	100
Cases in HRM/ Project (HRM Special Paper IV)	Prof. Amol Mane	3	3	100



**Number of students passed in various grades:**

Distinction	First Class	Higher Second	Second Class	Pass Class
2	13	6	11	1

**Subject Toppers:**


Subject	Name of the student	Marks obtained
Business Planning & Project Management	Prachi Bhalekar	77
Event Management	Bharti Kumari	84
Management Control System	Prachi Bhalekar	79
E-commerce	Bharti Kumari	81
Financial Services (Finance III)	Prachi Bhalekar	85
Cases in Finance/Project (Finance IV)	Prachi Bhalekar	83
Advertising and Sales Promotion (Marketing III)	Kalika Hada	70
Cases in Marketing/Project (Marketing IV)	Abhishek Sandbhor	70
Labour Laws (Human Resource Management Special Paper III)	Shivam Tripathi	70
Cases in HRM/ Project (HRM Special Paper IV)	Madhuri Sasle	80

**Failure Analysis:**


Number of students Failed in subjects					
One	Two	Three	Four	Five	Six
9	1	-	-	1	2

**Previous record of passed (all clear) students for the sixth semester B.B.A.**

Academic year	Percentage Result
2010-2011	90.32%
2011-2012	79.25%
2012-2013	85.71%
2013-2014	53.33%
2014-2015	85.00%
2015-2016	54.54%
2016-2017	67.57%

  
Prof. Amol Mane  
HOD BBA & BBA (IB)



  
Prof. Dr. B. B. Waphare  
Principal  
Copy to IQAC



Third Year B.B.A. (IB) SEMESTER – VI

RESULT ANALYSIS FOR THE ACADEMIC YEAR (2017-2018)

Analysis:

% of students passed with A.T.K.T.	:	N.A.
Total Number of students appeared	:	26
Total Number of students passed (All clear)	:	23
All clear % of students	:	88.46 %
SPPU Result	:	89.21%

College Topper:

1. Shivani Kumar	1816/2400	75.67%
2. Pallavi Bhamre	1780/2400	74.17%
3. Payal Babel	1763/2400	73.46%

Subject wise result analysis:

SUBJECT	Subject Teacher	Number of students appeared	Number of students passed	Percentage %
Import Export Procedure	Prof. Akanksha Landge	26	26	100 %
International Business Law	Prof. Priya Raut	26	26	100 %
Study of Global Economics	Prof. Priya Raut	26	26	100 %
International Project Management	Prof. Amol Mane	26	26	100 %
Supply Chain & Logistics Management	Prof. Amol Mane	26	25	96.15 %
Research Methodology & Project	Prof. Sharad Kadam	26	26	100 %





**Number of students passed in various grades:**

Distinction	First Class	Higher Second	Second Class	Pass Class
03	11	7	2	-

**Subject Toppers:**

SUBJECT	Name of the student	Marks obtained
Import Export Procedure	Shivani Kumar	75
International Business Law	Shivani Kumar	81
Study of Global Economics	Shivani Kumar	80
International Project Management	Shivani Kumar	78
Supply Chain & Logistics Management	Shivani Kumar	80
Research Methodology & Project	Shivani Kumar Payal Babel	90

**Failure Analysis:**

Number of students Failed in					
One	Two	Three	Four	Five	Six
2	-	1	-	-	-

**Previous record of passed (all clear) students for the sixth semester B.B.A. (IB)**

Academic year	Percentage Result
2011- 2012	- NA-
2012 - 2013	- NA-
2013 - 2014	- NA-
2014 - 2015	- NA-
2015 - 2016	-NA-
2016 - 2017	76.92%

*30 min*  
10/7/18  
Prof. Amol Mane  
HOD - BBA / BBA IB Dept.



Prof. Dr. B. B. Waphare  
Principal

*Copy to IQAC*

**MIT ARTS, COMERCE & SCIENCE COLLEGE, ALANDI (D), PUNE**

**Third Year B.Com.**

**RESULT ANALYSIS FOR THE ACADEMIC YEAR (2017-18)**

**Analysis:**

Total Number of students appeared : 90  
 Total Number of students passed (All clear) : 60  
 All clear % of students : 66.67%  
 SPPU Result : 57.13%

**College Toppers**

1	Pranav D. Mandke	949/1200	79.08%
2	Priyum Sakhuja	932/1200	77.67%
3	Bhanu Sharma	929/1200	77.42%

**Subject wise result analysis:**

SUBJECT	Number of students appeared	Number of student passed	Percentage
Business Regulatory Framework	89	73	82.02%
Advance Accounting	90	77	85.55%
International Economics	90	85	94.44%
Auditing & Taxation	90	83	92.22%
Cost & Works Accounts-II	73	59	80.82%
Banking & Finance-II	17	16	94.11%
Cost & Works Accounts-III	73	70	95.89%
Banking & Finance-III	17	16	94.11%

**Number of students passed in various grades:**

Distinction	First Class	Higher Second	Second Class	Pass Class
05	23	13	14	05





**Subject Toppers:**

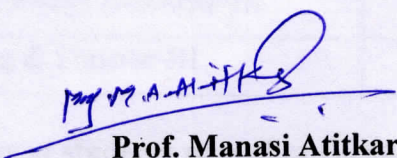
SUBJECT	Name of the student	Marks obtained
Business Regulatory Framework	Pranav D. Mandke	70
	Priyum Sakhuja	
	Bhanu Sharma	
Advance Accounting	Pranav D. Mandke	91
International Economics	Sonutai L.Dhulgunde	85
Auditing & Taxation	Bhanu Sharma	84
Cost & Works Accounts-II	Pranav D. Mandke	85
Banking & Finance-II	Sonutai L.Dhulgunde	83
Cost & Works Accounts-III	Pranav D. Mandke	90
Banking & Finance-III	Sonutai L.Dhulgunde	78


**Failure Analysis:**

Number of students Failed in					
One	Two	Three	Four	Five	Six
12	11	04	01	02	00

**Previous record of passed (all clear) students of First Year B.Com**

Academic Year	Percentage Result
2014-2015	43.24%
2015-2016	67.53%
2016-2017	62.03%
<b>2017-2018</b>	<b>66.67%</b>

  
Prof. Manasi Atitkar  
HOD BA/BCOM

  
Dr. B.B. Waphare  
Principal



Copy to: IQAC



**MIT ARTS, COMMERCE AND SCIENCE COLLEGE, ALANDI (D)**

**RESULT ANALYSIS FOR THE Semester IV (2017-2018)**

**Second Year M.Sc. (Computer Science) – Sem IV**

**Analysis:**

% of students passed with A.T.K.T.	:	-
Total Number of students appeared	:	42
Total Number of students passed (All clear)	:	42
All clear % of students	:	100%
Pune University Result (All Clear %)	:	95.22%

**College Topper**

1. Pawar Kajal (1434/1800)	:	79.11%
2. Ghure Vinit (1432/1800)	:	79 %
3. Birdawade Pratiksha (1407/1800)	:	78.17%

**Subject wise result analysis:**

SUBJECT	Number of students appeared	Number of student passed	Percentage
CS24-401-Industrial Training project	43	43	100%

**Subject Toppers:**

SUBJECT	No. of the student	Grade( O,A,B,C)
CS24-401-Industrial Training project	15	O (Outstanding )
	17	A
	10	B
	0	C

**Number of students passed in various grades:**

Distinction	First Class	Higher Second	Second Class	Pass Class
12	27	3	0	0

**Failure Analysis:**

One	Two	Three	Four	Five
0	0	0	0	0

**Previous record of passed (all clear) students for the First Year M.Sc.  
(Computer Science)**

Academic Year	Percentage Result
2009-2010	NA
2010-2011	55.17%
2011-2012	73.21%
2012-2013	89.55%
2013-2014	90.90%
2014-2015	98.27%
2015-2015	90.56%
2016-2017	100%
2017-2018	100%

*R.Lad*  
Mrs. Kashmi Lad  
HOD Computer Science



*[Signature]*  
Prof. Dr. B. S. Waphare  
Principal  
MIT ACSC, Alandi (D).

copy to IQAC

**RESULT ANALYSIS FOR THE ACADEMIC YEAR (2017-2018)**

**THIRD YEAR M.C.A. (COMMERCE)**

**SEMESTER - VI**

**Analysis:**

<b>% of students passed with A.T.K.T.</b>	<b>: NA</b>
<b>Total Number of students appeared</b>	<b>: 15</b>
<b>Total Number of students passed (All clear)</b>	<b>: 15</b>
<b>All clear % of students</b>	<b>: 100%</b>

**College Topper:**

<b>1. Vivek Kumar</b>	<b>: (3189/4000) 79.73 %</b>
<b>2. Khumlo Beulah Analni Marson</b>	<b>: (3182/4000) 79.55%</b>
<b>3. Vikash Kumar</b>	<b>: (3147/4000) 78.68%</b>

**Subject wise result analysis:**

<b>SUBJECT</b>	<b>Number of students appeared</b>	<b>Number of student passed</b>	<b>Percentage</b>
INDUSTRIAL PROJECT	15	15	100%

**Number of students passed in various grades :**

<b>Distinction</b>	<b>First Class</b>	<b>Higher second</b>	<b>Second Class</b>	<b>Pass class</b>
08	05	2	-	-

**Number of students passed in various grades for Industrial Project:**

<b>O</b>	<b>A+</b>	<b>A</b>	<b>B+</b>	<b>B</b>	<b>C+</b>	<b>C</b>
3	2	6	2	2	-	-



**Subject Toppers:**

Subject	Name of the student	Grades Obtained Out Of (O,A+, A, B+, B, C+, C, )
INDUSTRIAL PROJECT	Vivek Kumar Khumlo Beulah Analni Marson Akshay Salvi	0

**Failure Analysis:**

Number of students Failed in					
One	Two	Three	Four	Five	Six
0	0	0	0	0	0

Previous record of passed (all clear) students for the Sixth Semester MCA(Commerce)

Academic year	Percentage Result
2016-2017	100%
2015-2016	100%
2014-2015	100%
2013-2014	98.19%
2012-2013	96.30%



**Prof. Akshada Kulkarni**  
**HOD, Computer Application**

Copy to IQAC



**Prof. Dr. B. B. Waphare**  
**Principal**



**Maharashtra Academy of Engineering and  
Educational Research's**

**MIT Arts, Commerce and Science College, Alandi  
(D) – 412 105.**

**Result Analysis of Programme SCI-UG 01, CMS-UG  
01, CMS-UG 02, CMS-UG 04, CMS-UG 03, ART-UG  
01, SCI-PG 01, CMS-PG 01**

**Academic Year-2018-19**

**MIT ARTS, COMMERCE AND SCIENCE COLLEGE, ALANDI (D)**

**RESULT ANALYSIS FOR THE ACADEMIC YEAR (2018-2019)**

**Third Year B.Sc. (Computer Science) SEM IV - APR 2019**

**Analysis:**

% of students passed with A.T.K.T.	:	-
Total Number of students appeared	:	210
Total Number of students passed (All clear)	:	117
All clear % of students	:	55.71%
Pune University Result (All Clear %)	:	42 %

**College Topper**

1. Thakur Pranali Vishnu (1578/1900)	:	83.02%
2. Prajakta Dipak Deshmukh (1540/1900)	:	81.05%
3. Belhekar Rupesh Ganesh (1531/1900)	:	80.57%

**Subject wise result analysis:**

SUBJECT	Number of students appeared	Number of student passed	Percentage
System Programming & Operating System II	210	169	80.47%
Theoretical Computer Science & Compiler Construction II	210	171	81.42%
Computer Networks II	210	168	80%
Internet Programming II	210	162	77.14%
Java Programming II	210	158	75.23%
Computer Graphics	210	184	87.64%
Lab Course I (Syspro & OS)	210	200	95.23%
Lab Course II (Java & CG)	210	196	93.33%
Lab Course III(IP & Project)	210	204	97.14%



**Subject Toppers:**

SUBJECT	Name of the student	Marks obtained (out of 50)
System Programming & Operating System II	Prajakta Dipak Deshmukh	41
Compiler Construction II	Gorade Sagar Hanumant	42
Computer Networks II	Gorade Sagar Hanumant	42
Internet Programming II	Gorade Sagar Hanumant	42
Java Programming II	Thakur Pranali Vishnu	47
Computer Graphics	Vishwakarama Anantu Ajayan	42
Lab Course I (Syspro & OS)	Prajakta Dipak Deshmukh Mansuri Shanawaj S. Pandey Nikita Ravi Erande Pooja Kisan	96/100
Lab Course II (Java & CG)	Thakur Pranali Vishnu	98/100
Lab Course III (PHP & Project)	Thakur Pranali Vishnu	99/100

**Number of students passed in various grades:**

Distinction	First Class	Higher Second	Second Class	Pass Class
25	60	27	5	0

**Failure Analysis:**

No. of Students Failed in							
One	Two	Three	Four	Five	Six	Seven	All
2	46	2	21	0	12	0	5

**Previous record of passed (all clear) students for the Third Year B.Sc. (Computer Science)**

Academic Year	Percentage Result
2010-2011	70.78%
2011-2012	48.54%
2012-2013	45.52%
2013-2014	67.91%
2014-2015	54.16%
2015 -2016	53.61%
2016-2017	51.32%
2017-2018	57.28%

*RL*  
Mrs. Rashmi Lad  
HOD Computer Science



Dr. B. B. Waphare  
Principal  
MIT ACSC, Alandi (D).

COPY TO IQAC

**RESULT ANALYSIS FOR THE ACADEMIC YEAR (2018-2019)**

**THIRD YEAR B.B.A.(CA)**

**SEMESTER - VI**

**Analysis:**

**% of students passed with A.T.K.T. : NA**  
**Total Number of students appeared : 130**  
**Total Number of students passed (All clear) : 100**  
**All clear % of students : 76.92%**

**College Topper:**

- 1. DAREKAR SNEHAL RAVASAHEB : (2008/2400) =>83.67%**
- 2 DUBAYE NISHI SANJAY : (1869/2400) =>77.88%**
- 3. MANISHA : (1779/2400) =>74.13%**

**Subject-wise result analysis:**

<b>SUBJECT</b>	<b>Number of students appeared</b>	<b>Number of student passed</b>	<b>Percentage</b>
Advanced Web Technology	128	117	91.41%
Advanced Java	129	118	91.47%
Recent Trends in IT	130	123	94.62%
Software Testing	130	116	89.23%
Project (Using VB.Net & Java)	125	125	100%
Practical Lab (Adv. Web Tech. + Adv. Java)	126	124	98.41%

**Number of students passed in various grades:**

Distinction	First Class	Higher Second	Second Class	Pass class
12	31	20	22	15

**Subject Toppers:**


Subject	Name of the student	Marks obtained (Out of 100)
Advanced Web Technology	1. DAREKAR SNEHAL RAVASAHEB 2. SHINDE KRUSHNA DILIP	81
Advanced Java	DAREKAR SNEHAL RAVASAHEB	95
Recent Trends in IT	MANDHARE ANIKET V.	77
Software Testing	GAWAS ABHIJEET B.	72
Project (Using VB.Net & Java)	1. KULKARNI AMEYA S. 2. KOLTE PRATHAMESH M.	96
Practical Lab (Adv. Web Tech. + Adv. Java)	GAWAS ABHIJEET B.	99

**Failure Analysis:**


Number of students Failed in					
One	Two	Three	Four	Five	Six
12	8	3	2	0	0

**Previous record of passed (all clear) students for the Sixth semester of BCA**

Academic year	Percentage Result
2017-2018	82.19%
2016-2017	63.63%
2015-2016	76.19%
2014-2015	66.66%
2013-2014	79.06%



**Prof. Akshada Kulkarni**  
HOD - Computer Application  
Copy to IQAC



**Dr. B. B. Waphare**  
Principal



MAEER's MIT Arts, Commerce and Science College, Alandi (D),  
Pune

Third Year B.B.A.

RESULT ANALYSIS FOR THE ACADEMIC YEAR - 2018-2019

SEMESTER - VI

Analysis:

% of students passed with A.T.K.T.	:	NA
Total Number of students appeared	:	58
Total Number of students passed (All clear)	:	46
All clear % of students	:	79.31%
SPPU Result	:	71.91%

College Toppers:

1. BHAL KUSUM LATA	:	1766/2400	73.58%
2. NAIR ATHIRA	:	1738 / 2400	72.42%
3. DHILLON GURJEETSINGH	:	1711 / 2400	71.29%

Subject wise result analysis:

Subject	Name of faculty	Number of students appeared	Number of student passed	Percentage %
Business Planning & Project Management	Prof. Mangesh Bhople	58	57	98
Event Management	Prof. Sharad Kadam	58	58	100
Management Control System	Prof. Shailendra Patil	58	56	97
E-commerce	Prof. Shilpa Kolhe	58	57	98
Financial Services (Finance III)	Prof. Amol Mane	17	16	94
Cases in Finance/Project (Finance IV)	Prof. Mangesh Bhople	17	15	88
Advertising and Sales Promotion (Marketing III)	Prof. Sharad Kadam	23	23	100
Cases in Marketing/Project (Marketing IV)	Prof. Shailendra Patil	23	23	100
Labour Laws (Human Resource Management Special Paper III)	Prof. Aakanksha Landge	17	17	100
Cases in HRM/ Project (HRM Special Paper IV)	Prof. Amol Mane	17	17	100

Copy to IQAC



Number of students passed in various grades:

Distinction	First Class	Higher Second	Second Class	Pass Class
03	28	08	05	02

Subject Toppers:

Subject	Name of the student	Marks obtained
Business Planning & Project Management	Singh Khushboo	79
Event Management	Nair Athira	86
Management Control System	Ansari Wasim	82
E-commerce	Ansari Wasim	78
Financial Services (Finance III)	Bute Hemant	64
Cases in Finance/Project (Finance IV)	Kusum Lata	96
Advertising and Sales Promotion (Marketing III)	Singh Khushboo	76
Cases in Marketing/Project (Marketing IV)	Shelake Sneha	78
Labour Laws (Human Resource Management Special Paper III)	Nair Athira	74
Cases in HRM/ Project (HRM Special Paper IV)	Nair Athira	85

Failure Analysis:

Number of students Failed in subjects										
One	Two	Three	Four	Five	Six	Seven	Eight	Nine	Ten	Eleven
07	01	03	-	-	-	-	-	-	-	01

Previous record of passed (all clear) students for the sixth semester B.B.A.

Academic year	Percentage Result
2010-2011	90.32%
2011-2012	79.25%
2012-2013	85.71%
2013-2014	53.33%
2014-2015	85.00%
2015-2016	54.54%
2016-2017	67.57%
2017-2018	71.73%

16/7/19  
Prof. Amol Mane  
HOD BBA & BBA (IB)



Dr. B. B. Waphare  
Principal

Copy to IQAC



MAEER's MIT Arts, Commerce and Science College, Alandi (D), Pune

Third Year B.B.A. (IB) SEMESTER – VI

RESULT ANALYSIS FOR THE ACADEMIC YEAR (2018-2019)

Analysis:

% of students passed with A.T.K.T.	:	N.A.
Total Number of students appeared	:	35
Total Number of students passed (All clear)	:	30
All clear % of students	:	85.71 %
SPPU Result	:	83.09%

College Topper:

1. Sayali Lokhande	1759/2400	73.29%
2. Pallavi More	1718/2400	71.58%
3. Fabian Kurian	1673/2400	69.71%

Subject wise result analysis:

SUBJECT	Subject Teacher	Number of students appeared	Number of students passed	Percentage %
Import Export Procedure	Prof. Shailendra Patil	35	35	100 %
International Business Law	Prof. Madhuri Kaure	35	35	100 %
Study of Global Economics	Prof. Deepak Sahoo	35	35	100 %
International Project Management	Prof. Amol Mane	35	35	100 %
Supply Chain & Logistics Management	Prof. Amol Mane	35	34	97.14 %
Research Methodology & Project	Dr. Sharad Kadam	34	33	97.05 %





Number of students passed in various grades:

Distinction	First Class	Higher Second	Second Class	Pass Class
02	11	5	11	1

Subject Toppers:


SUBJECT	Name of the student	Marks obtained
Import Export Procedure	Sayali Lokhande	76
International Business Law	Pallavi More	72
Study of Global Economics	Pallavi More	79
International Project Management	Anuradha Godase	81
Supply Chain & Logistics Management	Astha Tripathi	77
Research Methodology & Project	Pallavi More	88

Failure Analysis:


Number of students Failed in					
One	Two	Three	Four	Five	Six
2	-	3	-	-	-

Previous record of passed (all clear) students for the sixth semester B.B.A. (IB)

Academic year	Percentage Result
2011- 2012	- NA-
2012 - 2013	- NA-
2013 - 2014	- NA-
2014 - 2015	- NA-
2015 - 2016	-NA-
2016 - 2017	76.92%
2017 - 2018	85.71

  
Prof. Amol Mane  
HOD - BBA / BBA IB Dept.



  
Prof. Dr. B. B. Waphare  
Principal

Copy to IQAC

R

**MIT ARTS, COMERCE & SCIENCE COLLEGE, ALANDI (D), PUNE**

**Third Year B.Com.**

**RESULT ANALYSIS FOR THE ACADEMIC YEAR (2018-19)**

**Analysis:**

Total Number of students appeared	: 68
Total Number of students passed (All clear)	: 45
All clear % of students	: 66.17%
SPPU Result	: 48.41 %

**College Toppers**

1	AAYUSH ARVIND	913/1200	76.08%
2	RAJ RAJESHWARI	904/1200	75.33%
3	JOB RHEA JOSEPH	901/1200	75.08%

**Subject wise result analysis:**

SUBJECT	Number of students appeared	Number of student passed	Percentage
Business Regulatory Framework	68	50	73.52%
Advance Accounting	68	52	76.47%
International Economics	68	64	94.11%
Auditing & Taxation	68	61	89.70%
Cost & Works Accounts-II	49	46	93.87%
Banking & Finance-II	19	19	100%
Cost & Works Accounts-III	48	47	97.91%
Banking & Finance-III	19	19	100%

**Number of students passed in various grades:**

Distinction	First Class	Higher Second	Second Class	Pass Class
07	11	16	10	01





**Subject Toppers:**


SUBJECT	Name of the student	Marks obtained
Business Regulatory Framework	RAJ RAJESHWARI	71
Advance Accounting	AA YUSH ARVIND	91
	JOB RHEA JOSEPH	
International Economics	BANGALE PAVAN	83
Auditing & Taxation	SOORAJ R	84
Cost & Works Accounts-II	AA YUSH ARVIND	90
Banking & Finance-II	BANGALE PAVAN	87
Cost & Works Accounts-III	SOORAJ R	91
Banking & Finance-III	BANGALE PAVAN	83


**Failure Analysis:**


Number of students Failed in					
One	Two	Three	Four	Five	Six
09	07	04	01	01	01

**Previous record of passed (all clear) students of First Year B.Com**

Academic Year	Percentage Result
2014-2015	43.24%
2015-2016	67.53%
2016-2017	62.03%
2017-2018	66.67%
2018-2019	66.17%

  
Prof. Deepak R Sahoo  
Class Teacher

  
Prof. Manasi Atitkar  
HOD BA/BCOM

  
Dr. B.B. Waphare  
Principal



Copy to: IQAC



MIT ARTS, COMERCE & SCIENCE COLLEGE, ALANDI (D), PUNE

Third Year B.A.

RESULT ANALYSIS FOR THE ACADEMIC YEAR (2018-19)

Analysis:

% of students passed with A.T.K.T.	: 00
Total Number of students appeared	: 09
Total Number of students passed (All clear)	: 09
No of Student passed with ATKT	: 00
All clear % of students	: 100 %

College Toppers

1	Gawarguru Rajendra Dipak	(851/1200)	70.91%
2	Verma Poonam Pannalal	(839/1200)	69.91%
3	Choudhari Jagadish	(808/1200)	67.33%

Subject wise result analysis:

SUBJECT	Number of students appeared	Number of student passed	Percentage
Compulsory English	09	09	100%
Economics Gen. Paper III	09	09	100%
Politics Gen. Paper III	09	09	100%
Optional English Gen. Paper III	09	09	100%
Optional English Spl. Paper III	05	05	100%
Optional English Spl. Paper IV	05	05	100%
Economics Spl. Paper III	04	04	100%
Economics Spl. Paper IV	04	04	100%



**Number of students passed in various grades:**

Distinction	First Class	Higher Second	Second Class	Pass Class
01	05	00	01	02

**Subject Toppers:**


SUBJECT	Name of the student	Marks obtained
Compulsory English	Thakur Anagha Dilip	78
Economics Gen. Paper III	Verma Poonam Pannalal	73
Politics Gen. Paper III	Gawarguru Rajendra Dipak	79
Optional English Gen. Paper III	Verma Poonam Pannalal	77
Optional English Spl. Paper III	Verma Poonam Pannalal	79
Optional English Spl. Paper IV	Verma Poonam Pannalal	71
Economics Spl. Paper III	Gawarguru Rajendra Dipak	76
Economics Spl. Paper IV	Gawarguru Rajendra Dipak	68

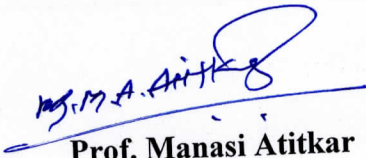
**Failure Analysis:**


Number of students Failed in no. of subject/s						
One	Two	Three	Four	Five	Six	Seven
0	0	0	0	0	0	0

**Previous record of passed (all clear) students of First Year B.Com**

Academic Year	Percentage Result
2015-2016	66.66%
2016-2017	52.15%
2017-2018	-
2018-2019	100%

  
Prof. Viren Dixit  
Class Teacher

  
Prof. Manasi Atitkar  
HOD BA/BCOM

  
Dr. B.B. Waphare  
Principal



Copy to: IQAC

**MIT ARTS, COMMERCE AND SCIENCE COLLEGE, ALANDI (D)**

**RESULT ANALYSIS FOR THE Semester IV (2018-2019)**

**Second Year M.Sc. (Computer Science) - Sem IV**

**Analysis:**

% of students passed with A.T.K.T.	:	-
Total Number of students appeared	:	38
Total Number of students passed (All clear)	:	38
All clear % of students	:	100%
Pune University Result (All Clear %)	:	

**College Topper**

1. Harshada Bawale (1359/1800) : 75.5%
2. Chandgude Tushar (1320/1800) : 73.3 %
3. Soniya Sharma (1296/1800) : 72%

**Subject wise result analysis:**

SUBJECT	Number of students appeared	Number of student passed	Percentage
CS24-401-Industrial Training project	38	38	100%

**Subject Toppers:**

SUBJECT	No. of the student	Grade( O,A,B,C)
CS24-401-Industrial Training project	1	O (Outstanding )
	13	A+
	21	A
	3	B+



**Number of students passed in various grades:**

Distinction	First Class	Higher Second	Second Class	Pass Class
11	23	4	0	0


**Failure Analysis:**

One	Two	Three	Four	Five
0	0	0	0	0

**Previous record of passed (all clear) students for the First Year M.Sc.  
(Computer Science)**

Academic Year	Percentage Result
2009-2010	NA
2010-2011	55.17%
2011-2012	73.21%
2012-2013	89.55%
2013-2014	90.90%
2014-2015	98.27%
2015-2015	90.56%
2016-2017	100%
2017-2018	100%
2018-2019	100%

*Rlad*  
Mrs. Rashmi Lad  
HOD Computer Science



*[Signature]*  
Prof. Dr. B. B. Waphare  
Principal  
MIT ACSC, Alandi (D).

copy to IQAC